



CATALOG FRONTURI FREZATE SI VOPSITE FRONT-MDF





Alegeti dintr-o varietate de frezari, culori si finisaje potrivite stilului dumneavoastra.

Va punem la dispozitie o gama larga de peste 2000 de culori din paletarul RAL si NCS in care va putem vopsi fronturile cu finisaj mat.

Recomandam a se evita insemnarea cu marker, creion, pix, etc. si atingerea cu obiecte dure sau ascutite. Pentru intretinerea fronturilor vopsite NU folositi solutii care pot contine alcool, acizi sau solutii cu particule care pot strica vopseaua sau finisajul.

Va sugeram sa folositi pentru curatare lavete de microfibra imbibata cu apa / apa cu sapun sau a solutiilor specifice pentru curatarea mobilierului vopsit.

Deasemenea, se va specifica modalitatea de transport a fronturilor:

- contra cost - din parte firmei;
- transport in regim propriu;
- etc.

Orice gaurire sau debitare in conditii neadecvate a produsului finit va deteriora finisajul si automat va anula garantia.

Colectia Clasic



Colectia Modern



Colectia Lines



Colectia Wave



Colectia Pattern



Colectia J



Colectia Rame



Colectia Lezene





Colectia **Clasic**


front-mdf.ro

2026 - 2027

Colectia Clasic





Model front
FM101



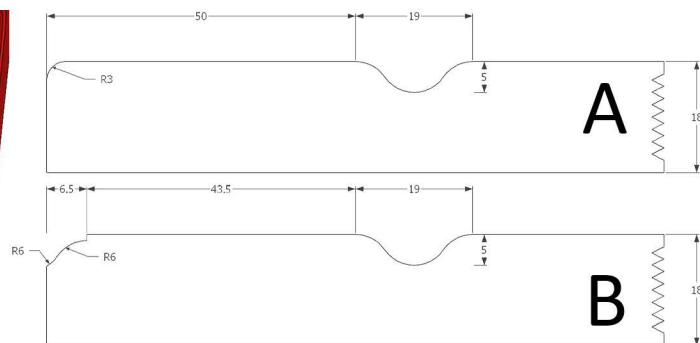

DETALII TEHNICE	INALTIME (mm)	LATIME (mm)
USA	250 - 2700	250 - 1200
SERTAR	160 * - 2700	250 - 1200
JOLLY	250 - 2700	160 * - 1200
VITRAT	250 - 2700	250 - 1200

* fronturile sub 200mm pot suferii modificari de design

Colectia Clasic





Model front
FM102



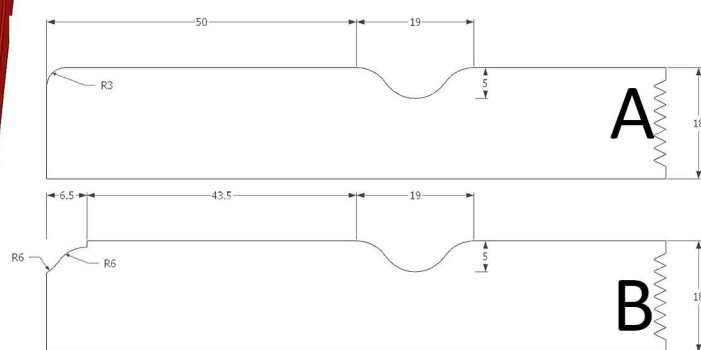

DETALII TEHNICE	INALTIME (mm)	LATIME (mm)
USA	250 - 2700	250 - 1200
SERTAR	160 * - 2700	250 - 1200
JOLLY	250 - 2700	160 * - 1200
VITRAT	250 - 2700	250 - 1200

* fronturile sub 200mm pot suferii modificari de design

Colectia Clasic




Model front
FM103



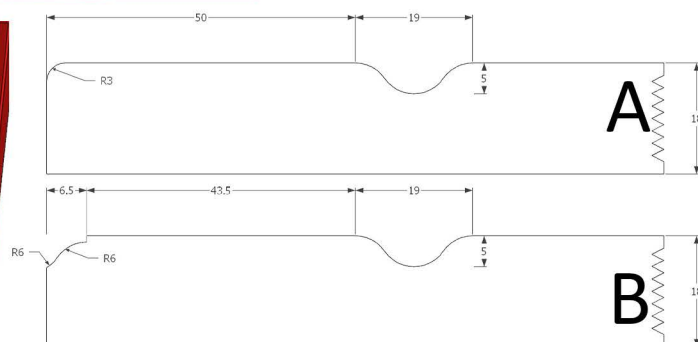

DETALII TEHNICE	INALTIME (mm)	LATIME (mm)
USA	250 - 2700	250 - 1200
SERTAR	160 * - 2700	250 - 1200
JOLLY	250 - 2700	160 * - 1200
VITRAT	250 - 2700	250 - 1200

* fronturile sub 200mm pot suferii modificari de design

Colectia Clasic




Model front
FM104



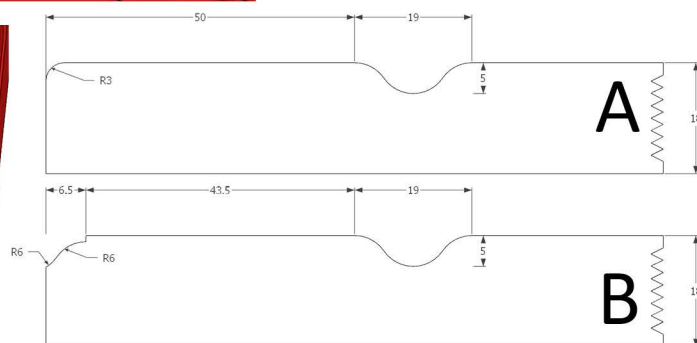

DETALII TEHNICE	INALTIME (mm)	LATIME (mm)
USA	250 - 2700	250 - 1200
SERTAR	160 * - 2700	250 - 1200
JOLLY	250 - 2700	160 * - 1200
VITRAT	250 - 2700	250 - 1200

* fronturile sub 200mm pot suferii modificari de design

Colectia Clasic




Model front
FM105



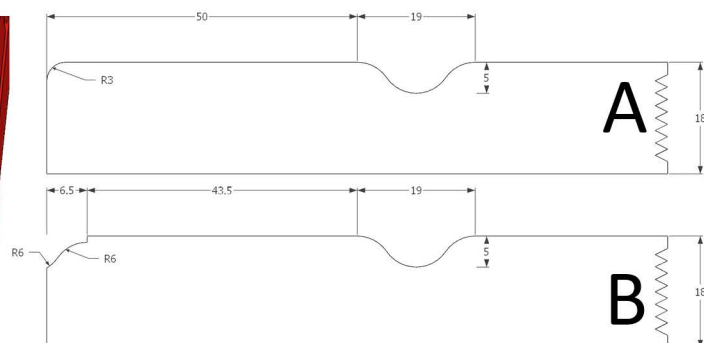

DETALII TEHNICE	INALTIME (mm)	LATIME (mm)
USA	250 - 2700	250 - 1200
SERTAR	160 * - 2700	250 - 1200
JOLLY	250 - 2700	160 * - 1200
VITRAT	250 - 2700	250 - 1200

* fronturile sub 200mm pot suferii modificari de design

Colectia Clasic





Model front
FM106



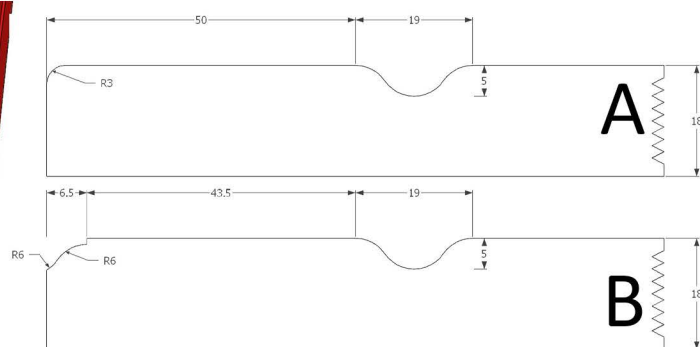

DETALII TEHNICE	INALTIME (mm)	LATIME (mm)
USA	250 - 2700	250 - 1200
SERTAR	160 * - 2700	250 - 1200
JOLLY	250 - 2700	160 * - 1200
VITRAT	250 - 2700	250 - 1200

* fronturile sub 200mm pot suferii modificari de design

Colectia Clasic




Model front
FM107



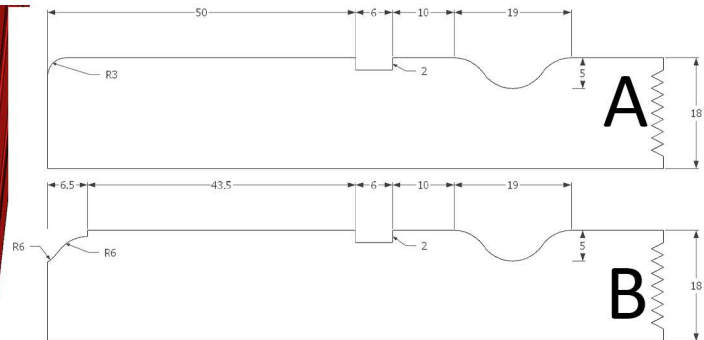

DETALII TEHNICE	INALTIME (mm)	LATIME (mm)
USA	250 - 2700	250 - 1200
SERTAR	160 * - 2700	250 - 1200
JOLLY	250 - 2700	160 * - 1200
VITRAT	250 - 2700	250 - 1200

* fronturile sub 200mm pot suferii modificari de design

Colectia Clasic




Model front
FM108



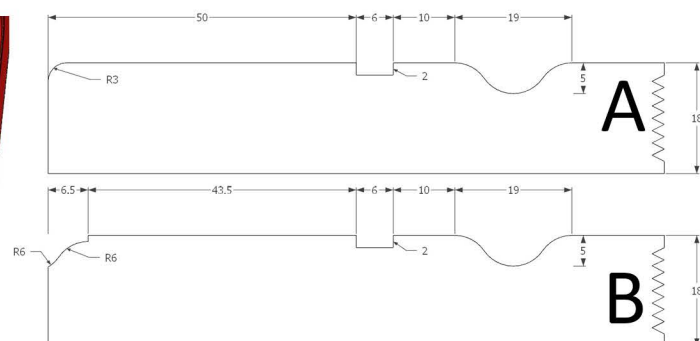

DETALII TEHNICE	INALTIME (mm)	LATIME (mm)
USA	250 - 2700	250 - 1200
SERTAR	160 * - 2700	250 - 1200
JOLLY	250 - 2700	160 * - 1200
VITRAT	250 - 2700	250 - 1200

* fronturile sub 200mm pot suferii modificari de design

Colectia Clasic





Model front
FM109



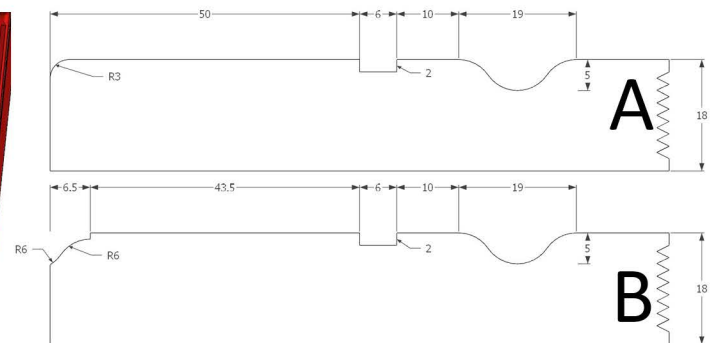
DETALII TEHNICE	INALTIME (mm)	LATIME (mm)
USA	250 - 2700	250 - 1200
SERTAR	160 * - 2700	250 - 1200
JOLLY	250 - 2700	160 * - 1200
VITRAT	250 - 2700	250 - 1200

* fronturile sub 200mm pot suferii modificari de design

Colectia Clasic




Model front
FM110



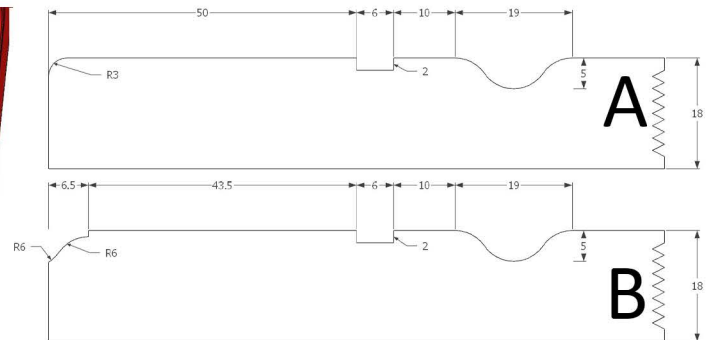
DETALII TEHNICE	INALTIME (mm)	LATIME (mm)
USA	250 - 2700	250 - 1200
SERTAR	160 * - 2700	250 - 1200
JOLLY	250 - 2700	160 * - 1200
VITRAT	250 - 2700	250 - 1200

* fronturile sub 200mm pot suferii modificari de design

Colectia Clasic




Model front
FM111



DETALII TEHNICE	INALTIME (mm)	LATIME (mm)
USA	250 - 2700	250 - 1200
SERTAR	160 * - 2700	250 - 1200
JOLLY	250 - 2700	160 * - 1200
VITRAT	250 - 2700	250 - 1200


* fronturile sub 200mm pot suferii modificari de design

Colectia Clasic



Model front FM112


A se folosi doar balamale
pentru fronturi subtiri



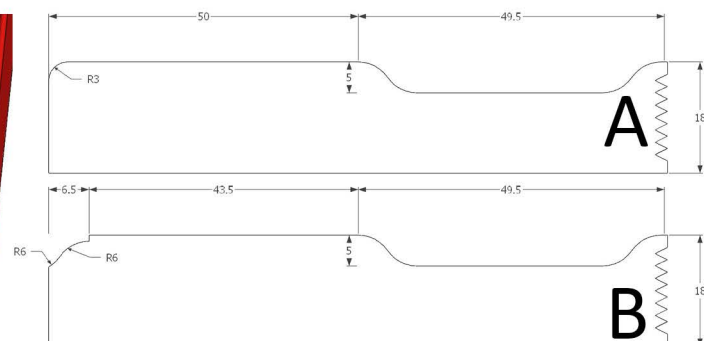

DETALII TEHNICE	INALTIME (mm)	LATIME (mm)
USA	250 - 2700	250 - 1200
SERTAR	160 * - 2700	250 - 1200
JOLLY	250 - 2700	160 * - 1200
VITRAT	250 - 2700	250 - 1200

* fronturile sub 200mm pot suferii modificari de design

Colectia Clasic




Model front
FM113



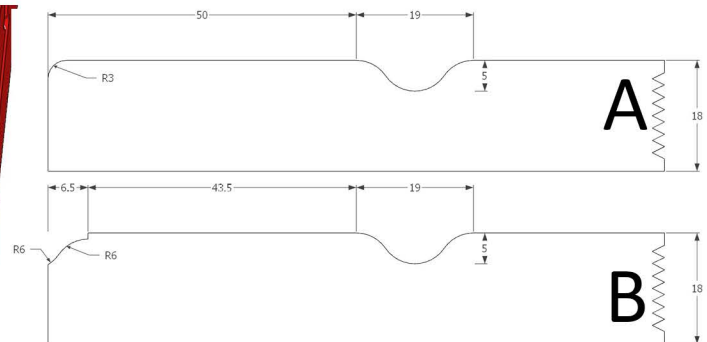

DETALII TEHNICE	INALTIME (mm)	LATIME (mm)
USA	250 - 2700	250 - 1200
SERTAR	160 * - 2700	250 - 1200
JOLLY	250 - 2700	160 * - 1200
VITRAT	250 - 2700	250 - 1200

* fronturile sub 200mm pot suferii modificari de design

Colectia Clasic




Model front
FM114



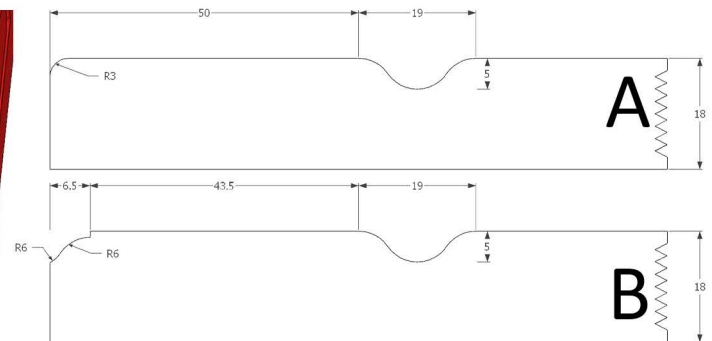

DETALII TEHNICE	INALTIME (mm)	LATIME (mm)
USA	250 - 2700	250 - 1200
SERTAR	160 * - 2700	250 - 1200
JOLLY	250 - 2700	160 * - 1200
VITRAT	250 - 2700	250 - 1200

* fronturile sub 200mm pot suferii modificari de design

Colectia Clasic




Model front
FM115



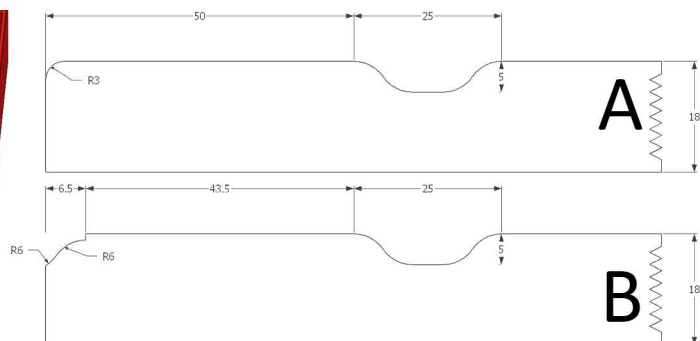

DETALII TEHNICE	INALTIME (mm)	LATIME (mm)
USA	250 - 2700	250 - 1200
SERTAR	160 * - 2700	250 - 1200
JOLLY	250 - 2700	160 * - 1200
VITRAT	250 - 2700	250 - 1200

* fronturile sub 200mm pot suferii modificari de design

Colectia Clasic



Model front
FM116



DETALII TEHNICE	INALTIME (mm)	LATIME (mm)
USA	250 - 2700	250 - 1200
SERTAR	160 * - 2700	250 - 1200
JOLLY	250 - 2700	160 * - 1200
VITRAT	250 - 2700	250 - 1200



* fronturile sub 200mm pot suferii modificari de design

Colectia **Modern**

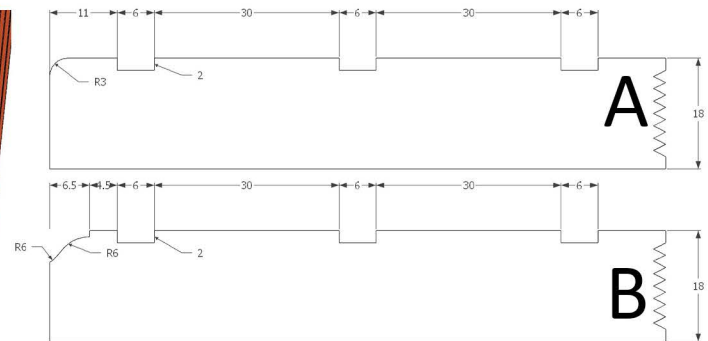

front-mdf.ro

2026 - 2027

Colectia Modern





Model front
FM201



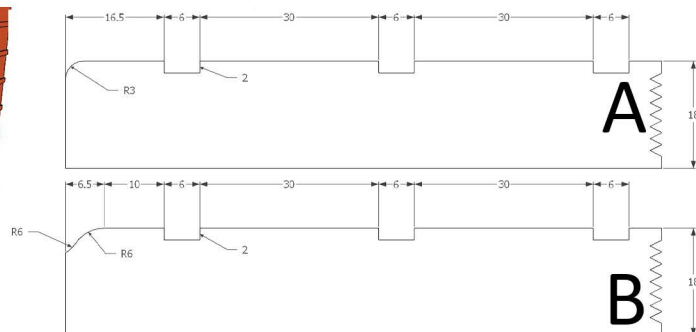

DETALII TEHNICE	INALTIME (mm)	LATIME (mm)
USA	250 - 2700	250 - 1200
SERTAR	160 * - 2700	250 - 1200
JOLLY	250 - 2700	160 * - 1200
VITRAT	250 - 2700	250 - 1200

* fronturile sub 200mm pot suferii modificari de design

Colectia Modern





Model front
FM202



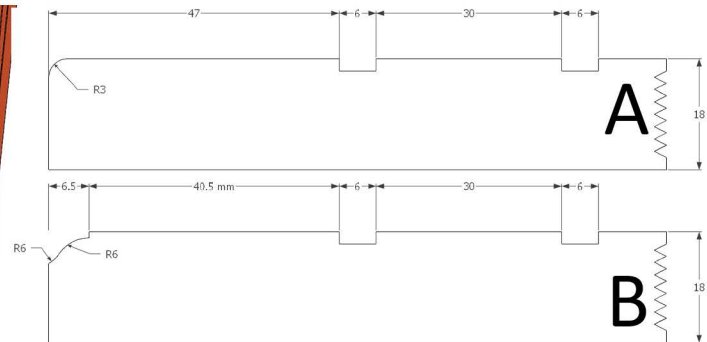

DETALII TEHNICE	INALTIME (mm)	LATIME (mm)
USA	250 - 2700	250 - 1200
SERTAR	160 * - 2700	250 - 1200
JOLLY	250 - 2700	160 * - 1200
VITRAT	250 - 2700	250 - 1200

* fronturile sub 200mm pot suferii modificari de design

Colectia Modern





Model front
FM203



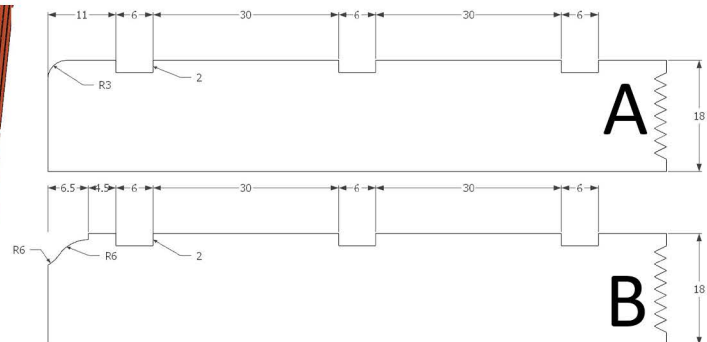

DETALII TEHNICE	INALTIME (mm)	LATIME (mm)
USA	250 - 2700	250 - 1200
SERTAR	160 * - 2700	250 - 1200
JOLLY	250 - 2700	160 * - 1200
VITRAT	250 - 2700	250 - 1200

* fronturile sub 200mm pot suferii modificari de design

Colectia Modern





Model front
FM204



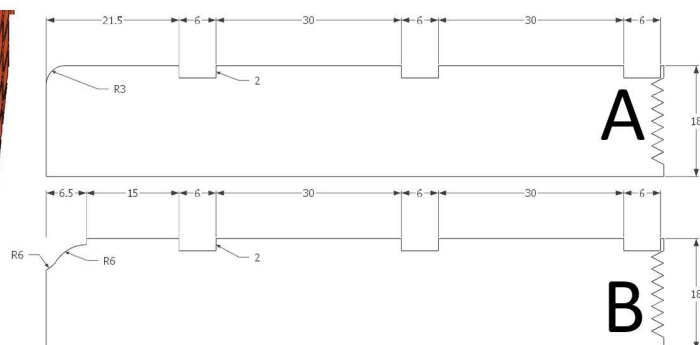

DETALII TEHNICE	INALTIME (mm)	LATIME (mm)
USA	250 - 2700	250 - 1200
SERTAR	160 * - 2700	250 - 1200
JOLLY	250 - 2700	160 * - 1200
VITRAT	250 - 2700	250 - 1200

* fronturile sub 200mm pot suferii modificari de design

Colectia Modern





Model front
FM205



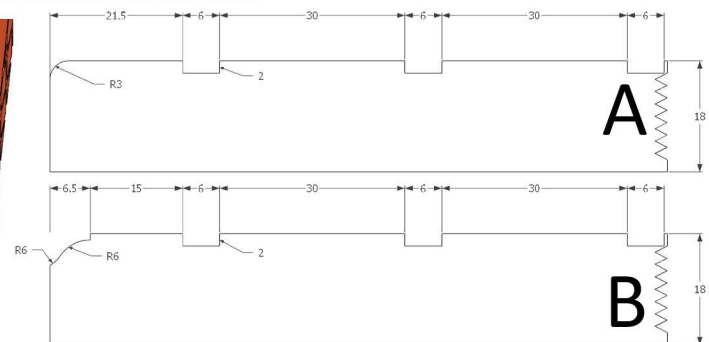

DETALII TEHNICE	INALTIME (mm)	LATIME (mm)
USA	250 - 2700	250 - 1200
SERTAR	160 * - 2700	250 - 1200
JOLLY	250 - 2700	160 * - 1200
VITRAT	250 - 2700	250 - 1200

* fronturile sub 200mm pot suferii modificari de design

Colectia Modern





Model front
FM206



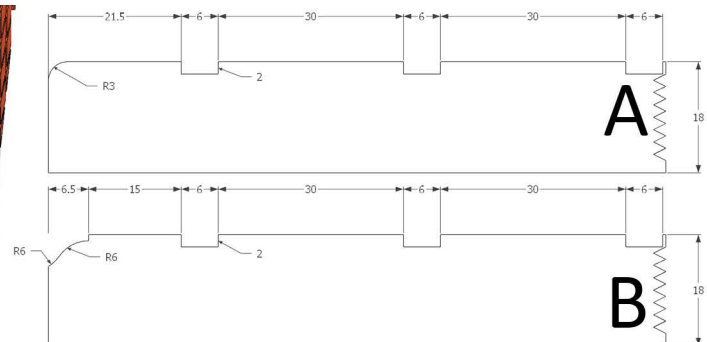

DETALII TEHNICE	INALTIME (mm)	LATIME (mm)
USA	250 - 2700	250 - 1200
SERTAR	160 * - 2700	250 - 1200
JOLLY	250 - 2700	160 * - 1200
VITRAT	250 - 2700	250 - 1200

* fronturile sub 200mm pot suferii modificari de design

Colectia Modern



Model front
FM207



DETALII TEHNICE	INALTIME (mm)	LATIME (mm)
USA	250 - 2700	250 - 1200
SERTAR	160 * - 2700	250 - 1200
JOLLY	250 - 2700	160 * - 1200
VITRAT	250 - 2700	250 - 1200


* fronturile sub 200mm pot suferii modificari de design

Colectia **Lines**

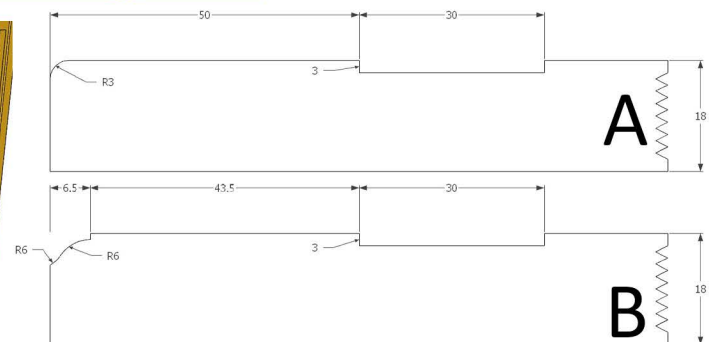
front-mdf.ro

2026 - 2027

Colectia Lines





Model front
FM301



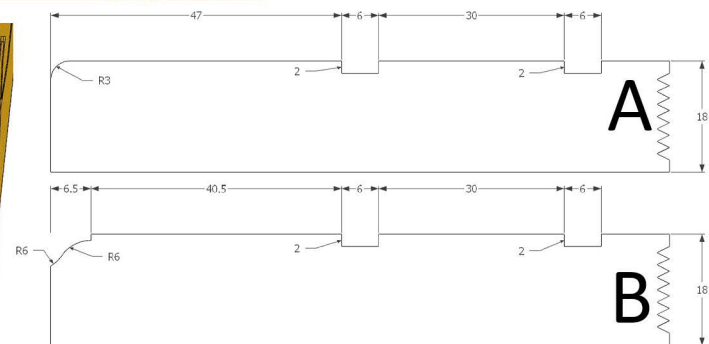

DETALII TEHNICE	INALTIME (mm)	LATIME (mm)
USA	250 - 2700	250 - 1200
SERTAR	160 * - 2700	250 - 1200
JOLLY	250 - 2700	160 * - 1200
VITRAT	250 - 2700	250 - 1200

* fronturile sub 200mm pot suferii modificari de design

Colectia Lines



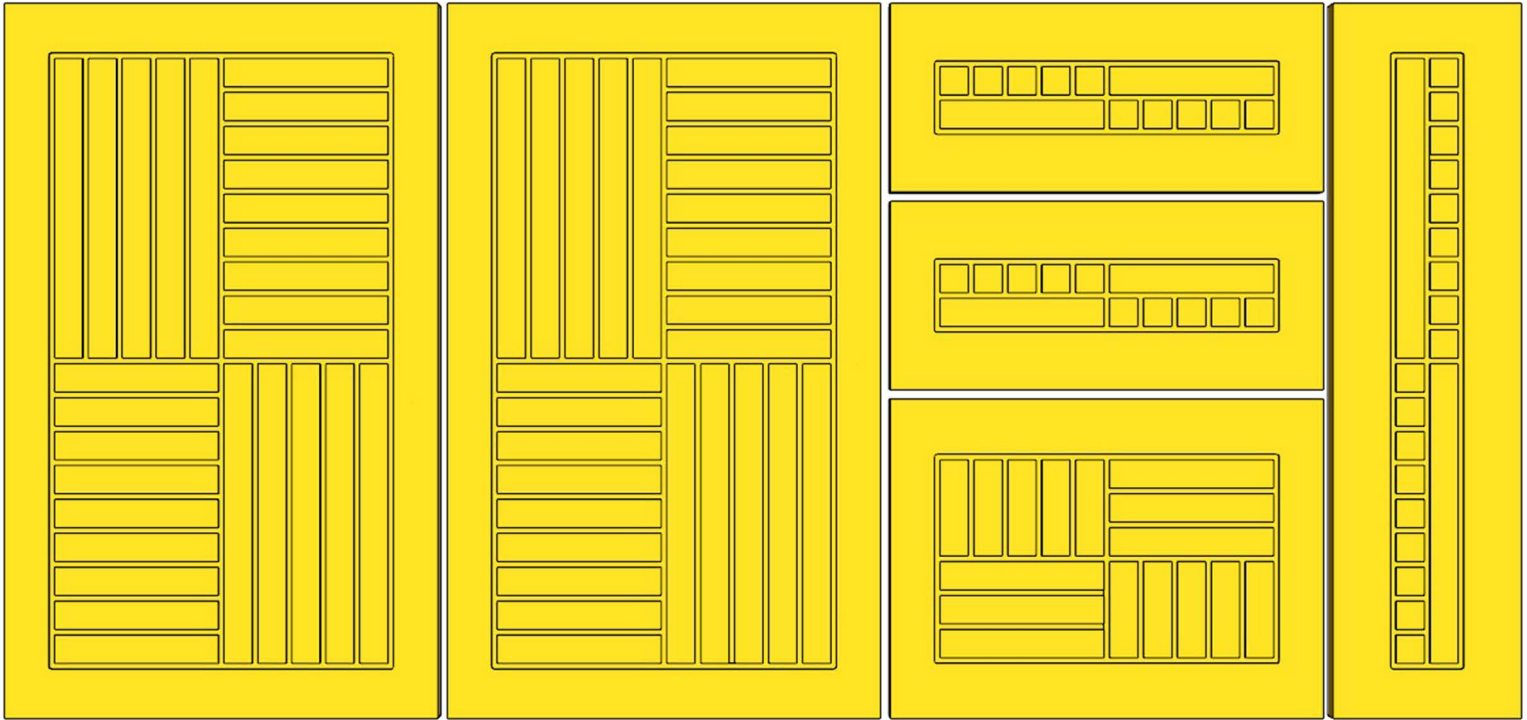
Model front
FM302



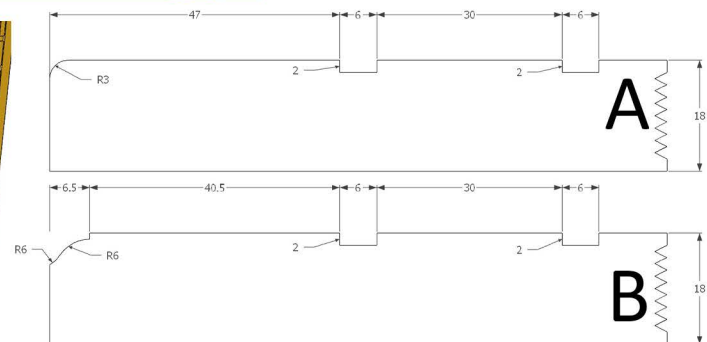

DETALII TEHNICE	INALTIME (mm)	LATIME (mm)
USA	250 - 2700	250 - 1200
SERTAR	160 * - 2700	250 - 1200
JOLLY	250 - 2700	160 * - 1200
VITRAT	250 - 2700	250 - 1200

* fronturile sub 200mm pot suferii modificari de design

Colectia Lines




Model front
FM303



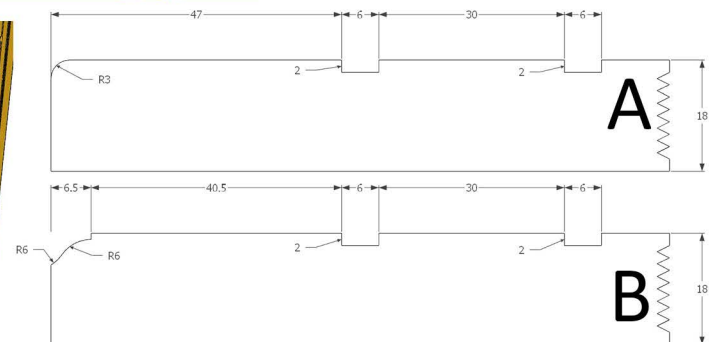

DETALII TEHNICE	INALTIME (mm)	LATIME (mm)
USA	250 - 2700	250 - 1200
SERTAR	160 * - 2700	250 - 1200
JOLLY	250 - 2700	160 * - 1200
VITRAT	250 - 2700	250 - 1200

* fronturile sub 200mm pot suferii modificari de design

Colectia Lines




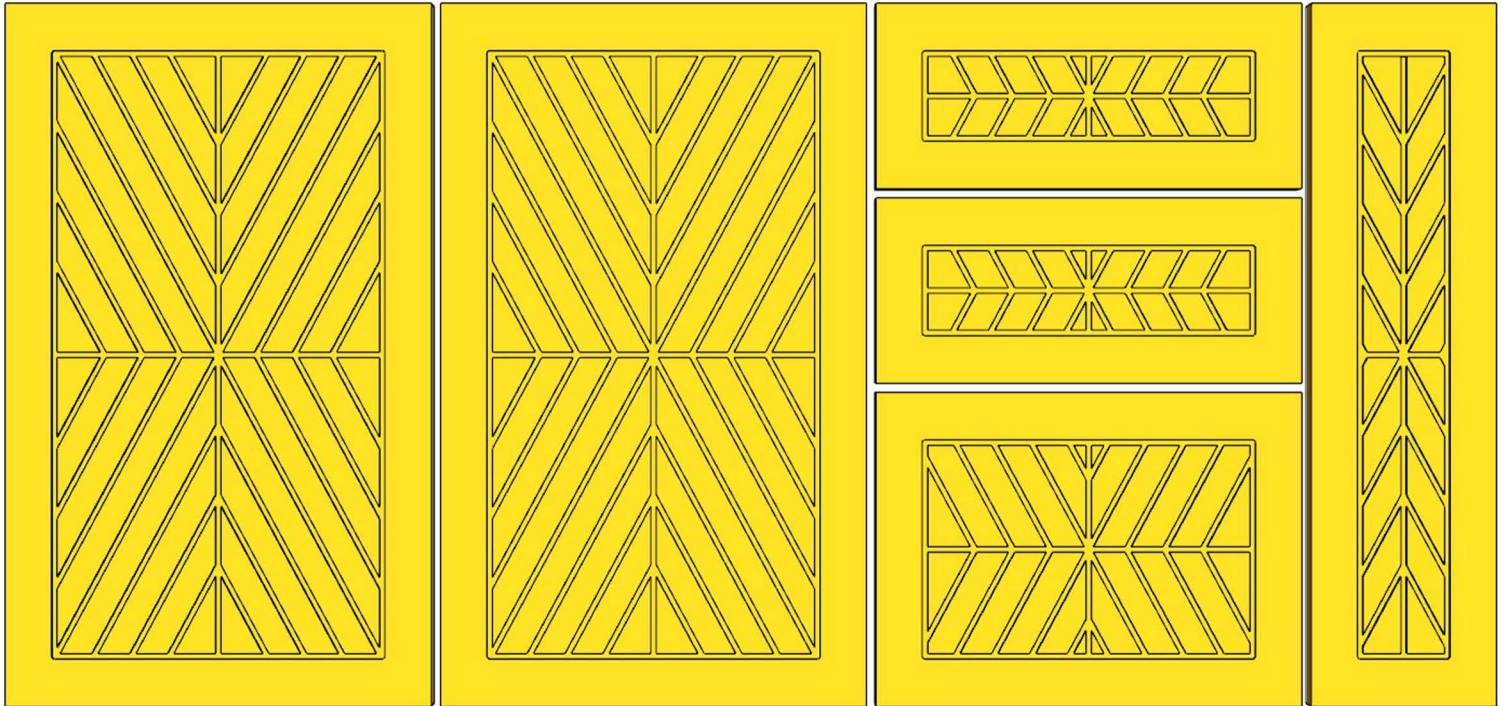
Model front
FM304



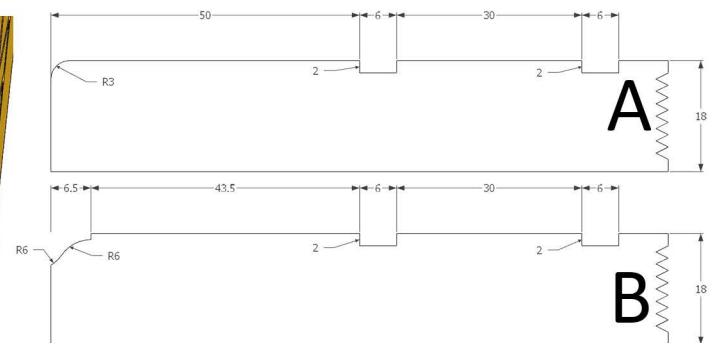

DETALII TEHNICE	INALTIME (mm)	LATIME (mm)
USA	250 - 2700	250 - 1200
SERTAR	160 * - 2700	250 - 1200
JOLLY	250 - 2700	160 * - 1200
VITRAT	250 - 2700	250 - 1200

* fronturile sub 200mm pot suferii modificari de design

Colectia Lines




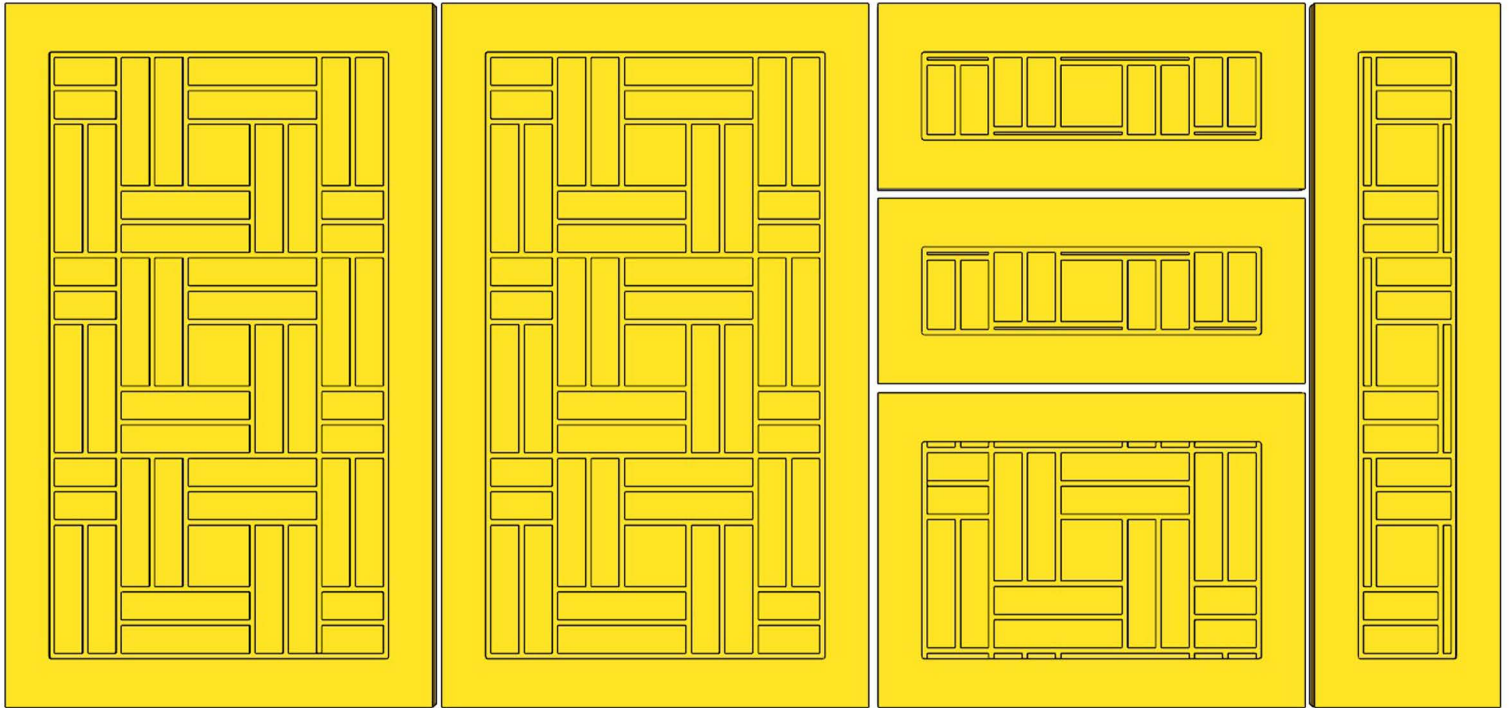
Model front
FM305



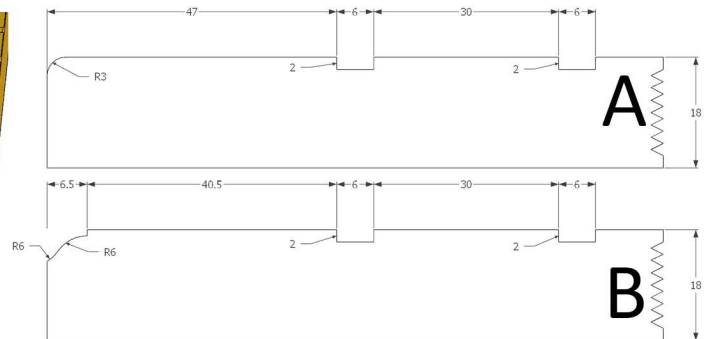

DETALII TEHNICE	INALTIME (mm)	LATIME (mm)
USA	250 - 2700	250 - 1200
SERTAR	160 * - 2700	250 - 1200
JOLLY	250 - 2700	160 * - 1200
VITRAT	250 - 2700	250 - 1200

* fronturile sub 200mm pot suferii modificari de design

Colectia Lines



Model front
FM306



DETALII TEHNICE	INALTIME (mm)	LATIME (mm)
USA	250 - 2700	250 - 1200
SERTAR	160 * - 2700	250 - 1200
JOLLY	250 - 2700	160 * - 1200
VITRAT	250 - 2700	250 - 1200


* fronturile sub 200mm pot suferii modificari de design

Colectia **Wave**

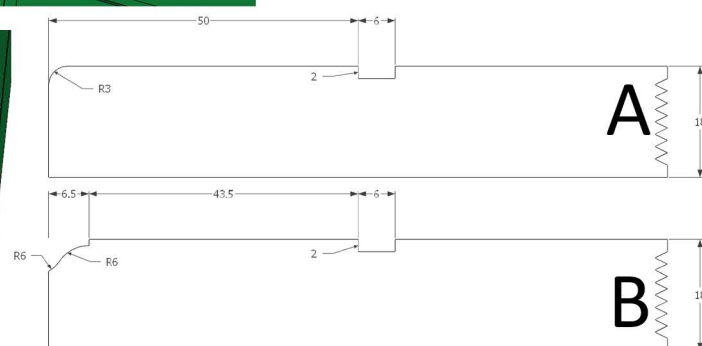

front-mdf.ro

2026 -2027

Colectia Wave




Model front
FM401




DETALII TEHNICE	INALTIME (mm)	LATIME (mm)
USA	250 - 2700	250 - 1200
SERTAR	160 * - 2700	250 - 1200
JOLLY	250 - 2700	160 * - 1200
VITRAT	250 - 2700	250 - 1200

* fronturile sub 200mm pot suferii modificari de design

Colectia Wave




Model front
FM402



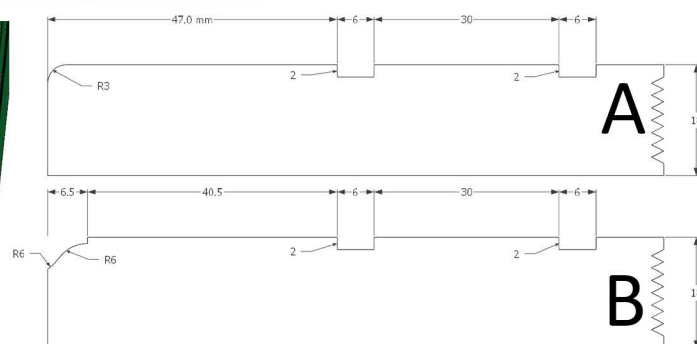

DETALII TEHNICE	INALTIME (mm)	LATIME (mm)
USA	250 - 2700	250 - 1200
SERTAR	160 * - 2700	250 - 1200
JOLLY	250 - 2700	160 * - 1200
VITRAT	250 - 2700	250 - 1200

* fronturile sub 200mm pot suferii modificari de design

Colectia Wave




Model front
FM403



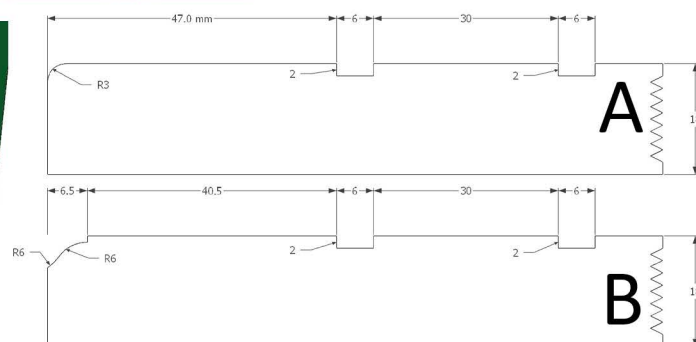

DETALII TEHNICE	INALTIME (mm)	LATIME (mm)
USA	250 - 2700	250 - 1200
SERTAR	160 * - 2700	250 - 1200
JOLLY	250 - 2700	160 * - 1200
VITRAT	250 - 2700	250 - 1200

* fronturile sub 200mm pot suferii modificari de design

Colectia Wave




Model front
FM404



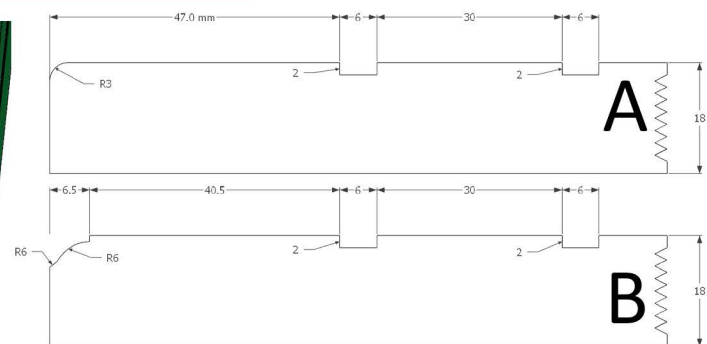

DETALII TEHNICE	INALTIME (mm)	LATIME (mm)
USA	250 - 2700	250 - 1200
SERTAR	160 * - 2700	250 - 1200
JOLLY	250 - 2700	160 * - 1200
VITRAT	250 - 2700	250 - 1200

* fronturile sub 200mm pot suferii modificari de design

Colectia Wave




Model front
FM405



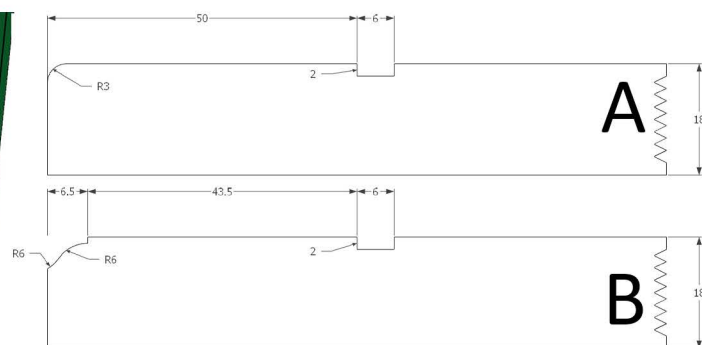

DETALII TEHNICE	INALTIME (mm)	LATIME (mm)
USA	250 - 2700	250 - 1200
SERTAR	160 * - 2700	250 - 1200
JOLLY	250 - 2700	160 * - 1200
VITRAT	250 - 2700	250 - 1200

* fronturile sub 200mm pot suferii modificari de design

Colectia Wave



Model front
FM406



DETALII TEHNICE	INALTIME (mm)	LATIME (mm)
USA	250 - 2700	250 - 1200
SERTAR	160 * - 2700	250 - 1200
JOLLY	250 - 2700	160 * - 1200
VITRAT	250 - 2700	250 - 1200


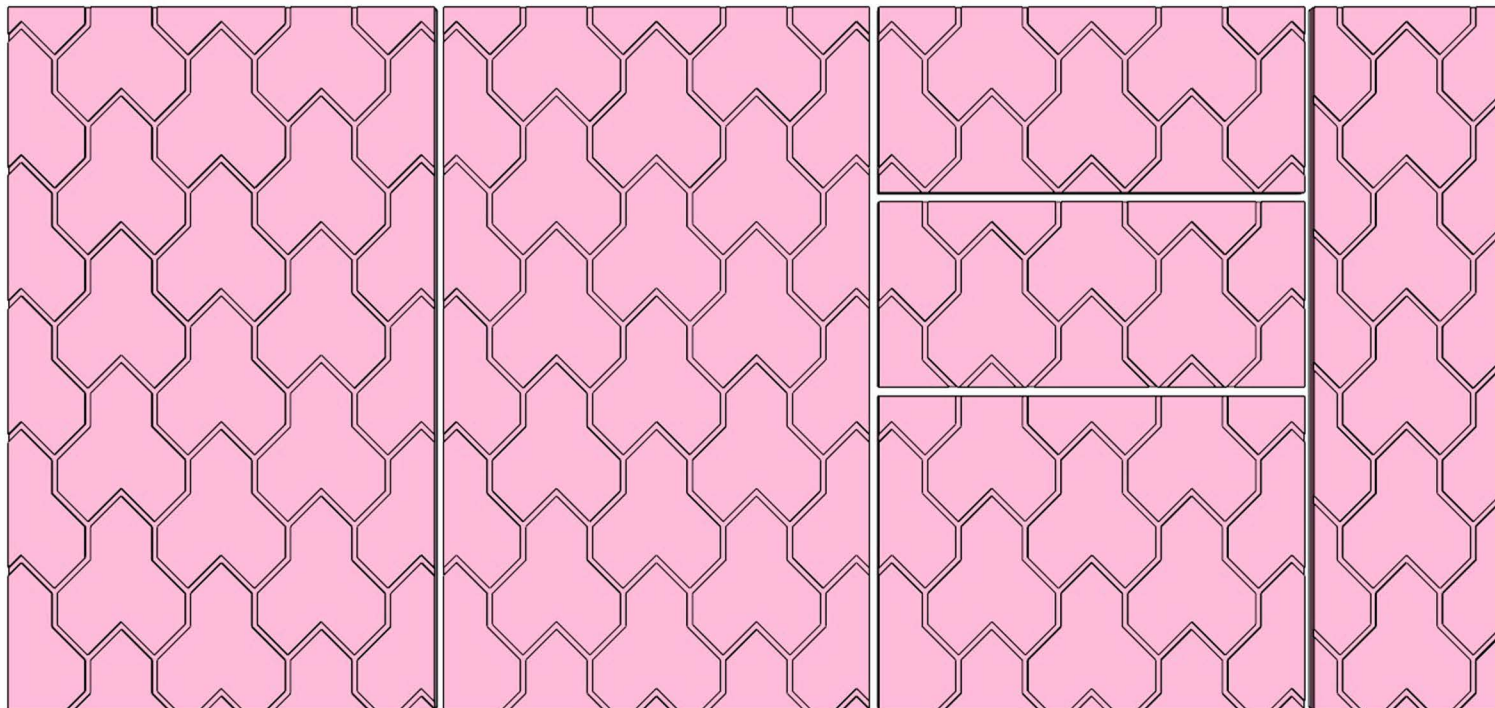
* fronturile sub 200mm pot suferii modificari de design

Colectia **Pattern**



front-mdf.ro

2026 - 2027

Colectia Pattern





Model front
FM501



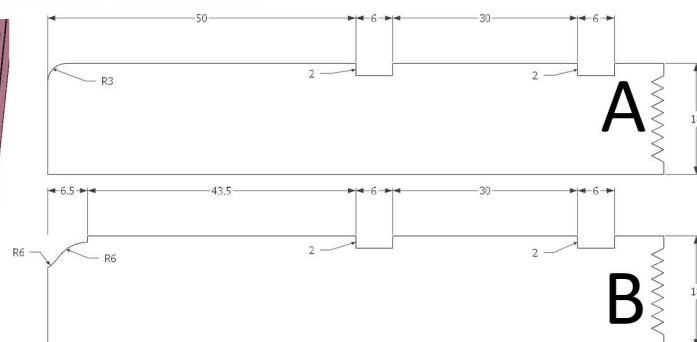

DETALII TEHNICE	INALTIME (mm)	LATIME (mm)
USA	250 - 2700	250 - 1200
SERTAR	160 * - 2700	250 - 1200
JOLLY	250 - 2700	160 * - 1200
VITRAT	250 - 2700	250 - 1200

* fronturile sub 200mm pot suferii modificari de design

Colectia Pattern



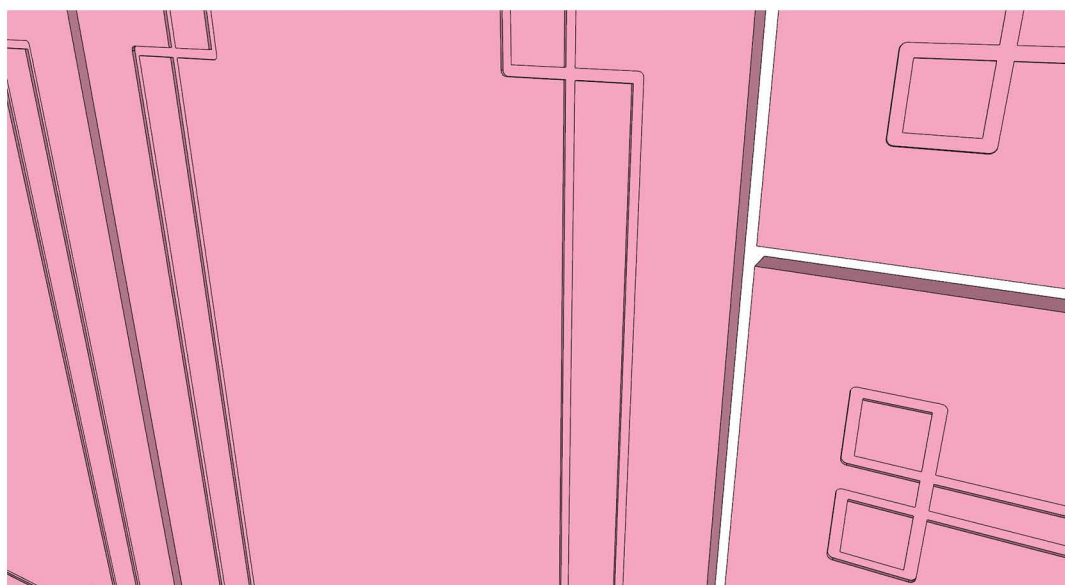
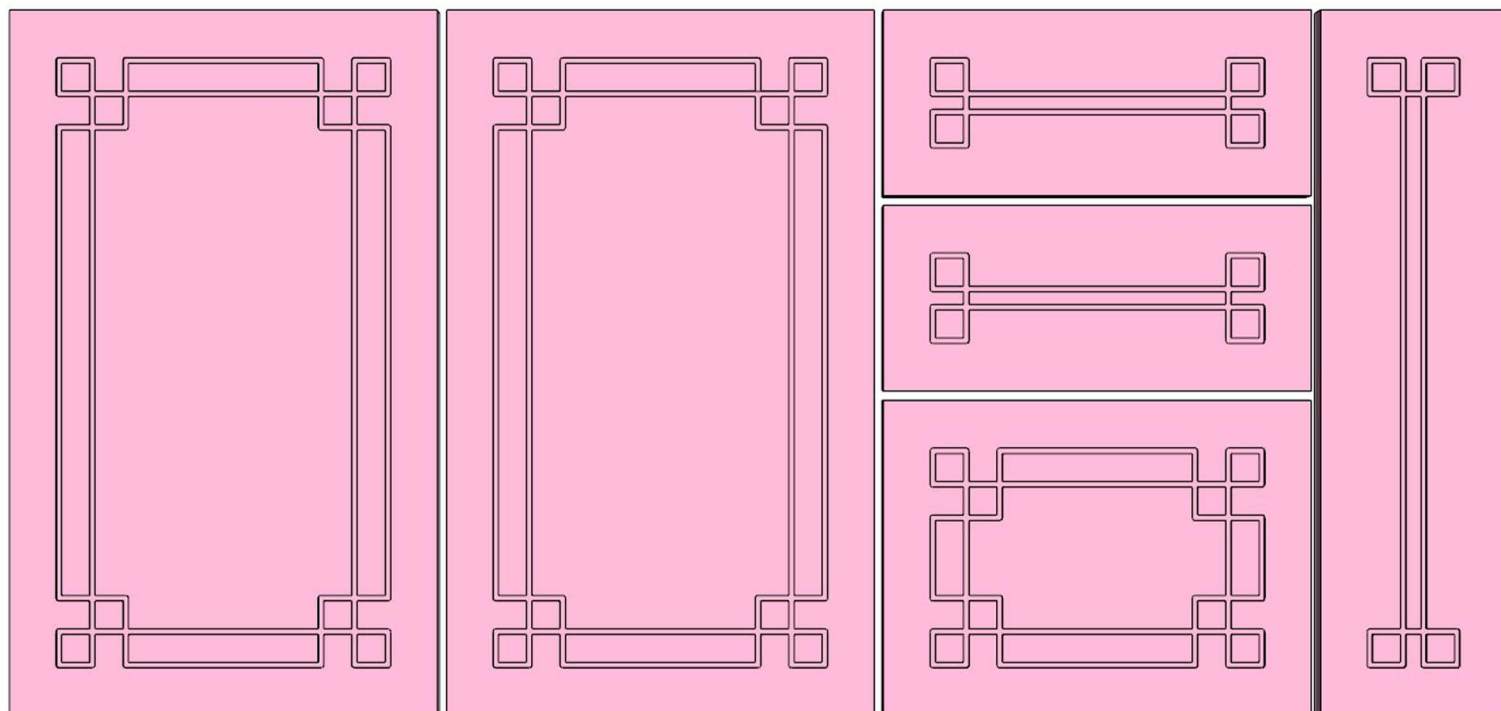
Model front
FM502



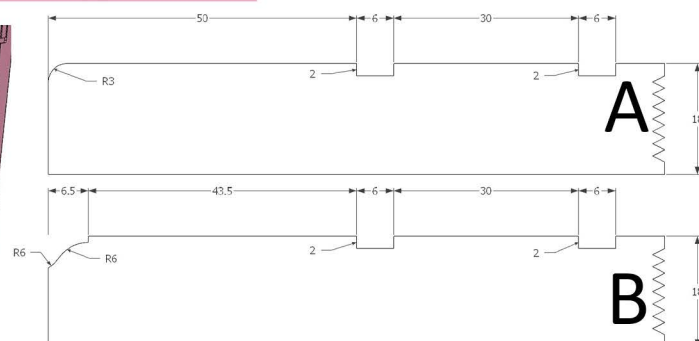

DETALII TEHNICE	INALTIME (mm)	LATIME (mm)
USA	250 - 2700	250 - 1200
SERTAR	160 * - 2700	250 - 1200
JOLLY	250 - 2700	160 * - 1200
VITRAT	250 - 2700	250 - 1200

* fronturile sub 200mm pot suferii modificari de design

Colectia Pattern




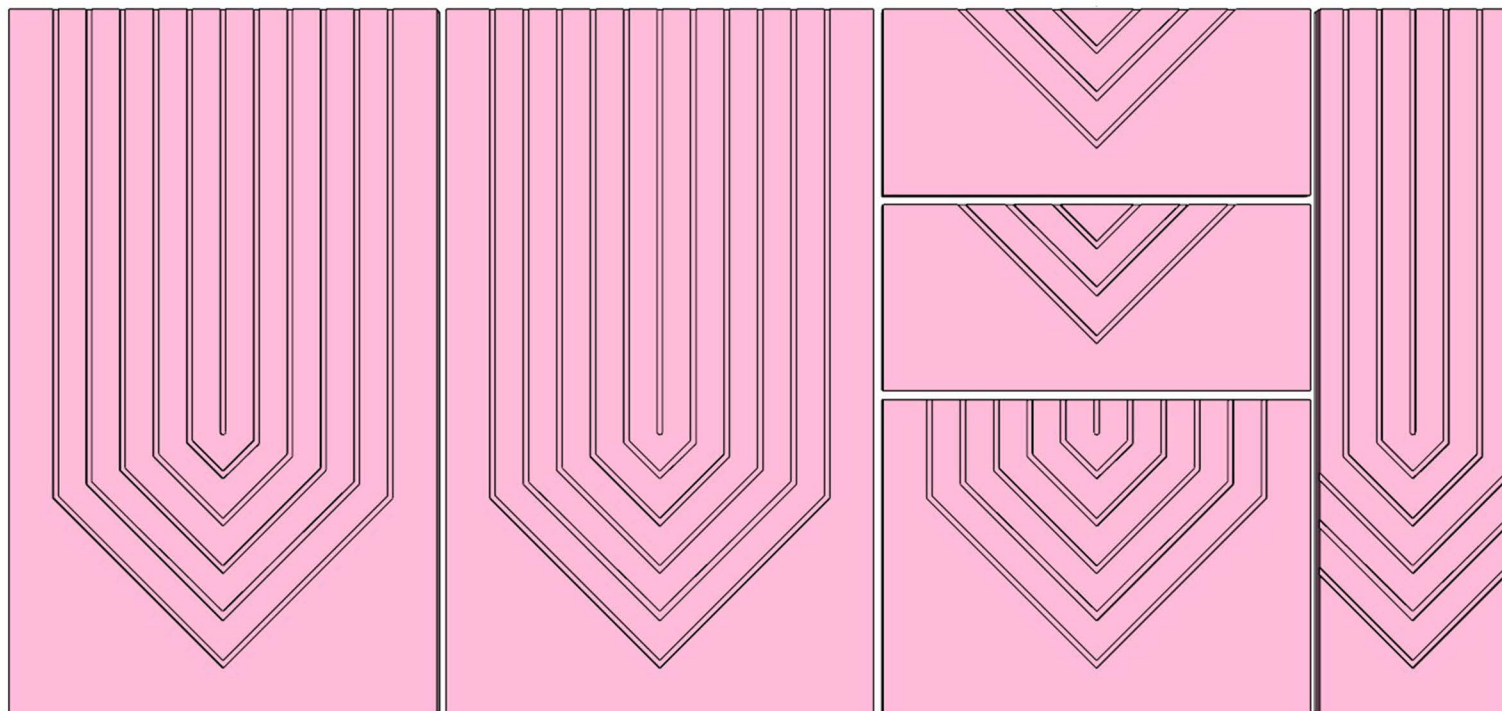
Model front
FM503



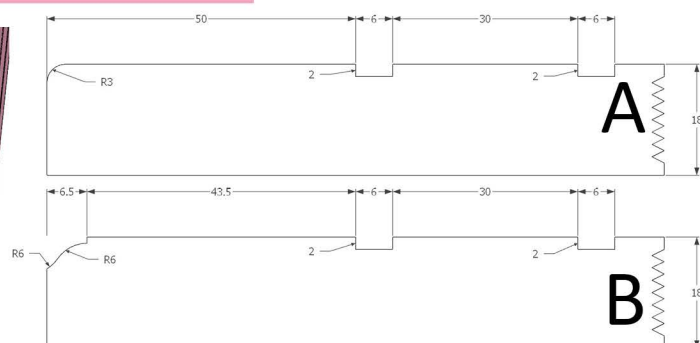

DETALII TEHNICE	INALTIME (mm)	LATIME (mm)
USA	250 - 2700	250 - 1200
SERTAR	160 * - 2700	250 - 1200
JOLLY	250 - 2700	160 * - 1200
VITRAT	250 - 2700	250 - 1200

* fronturile sub 200mm pot suferii modificari de design

Colectia Pattern




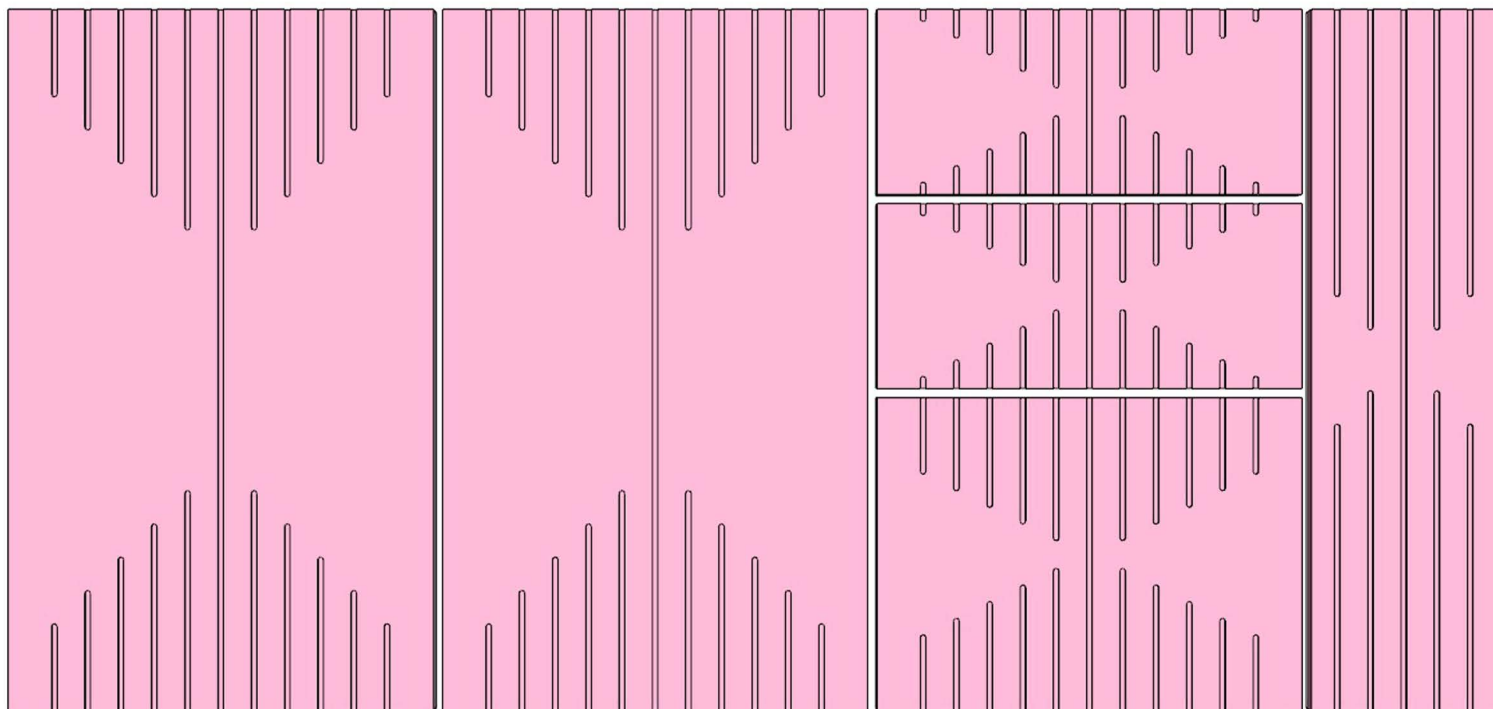
Model front
FM504



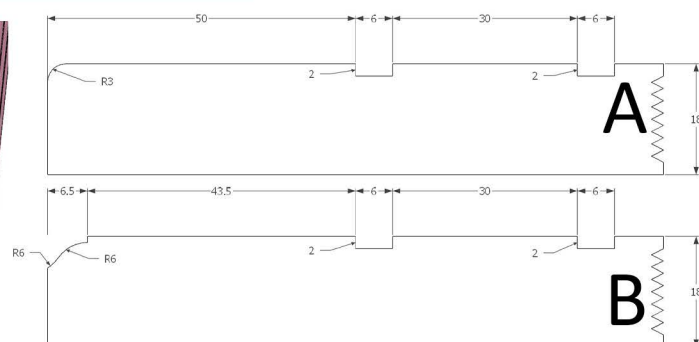

DETALII TEHNICE	INALTIME (mm)	LATIME (mm)
USA	250 - 2700	250 - 1200
SERTAR	160 * - 2700	250 - 1200
JOLLY	250 - 2700	160 * - 1200
VITRAT	250 - 2700	250 - 1200

* fronturile sub 200mm pot suferii modificari de design

Colectia Pattern





Model front
FM505



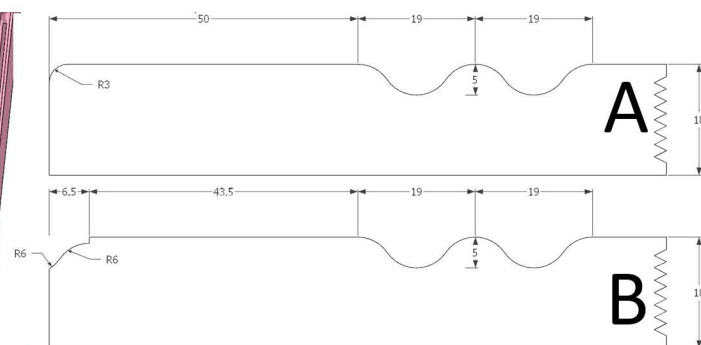
DETALII TEHNICE	INALTIME (mm)	LATIME (mm)
USA	250 - 2700	250 - 1200
SERTAR	160 * - 2700	250 - 1200
JOLLY	250 - 2700	160 * - 1200
VITRAT	250 - 2700	250 - 1200

* fronturile sub 200mm pot suferii modificari de design

Colectia Pattern



Model front
FM506



DETALII TEHNICE	INALTIME (mm)	LATIME (mm)
USA	250 - 2700	250 - 1200
SERTAR	160 * - 2700	250 - 1200
JOLLY	250 - 2700	160 * - 1200
VITRAT	250 - 2700	250 - 1200


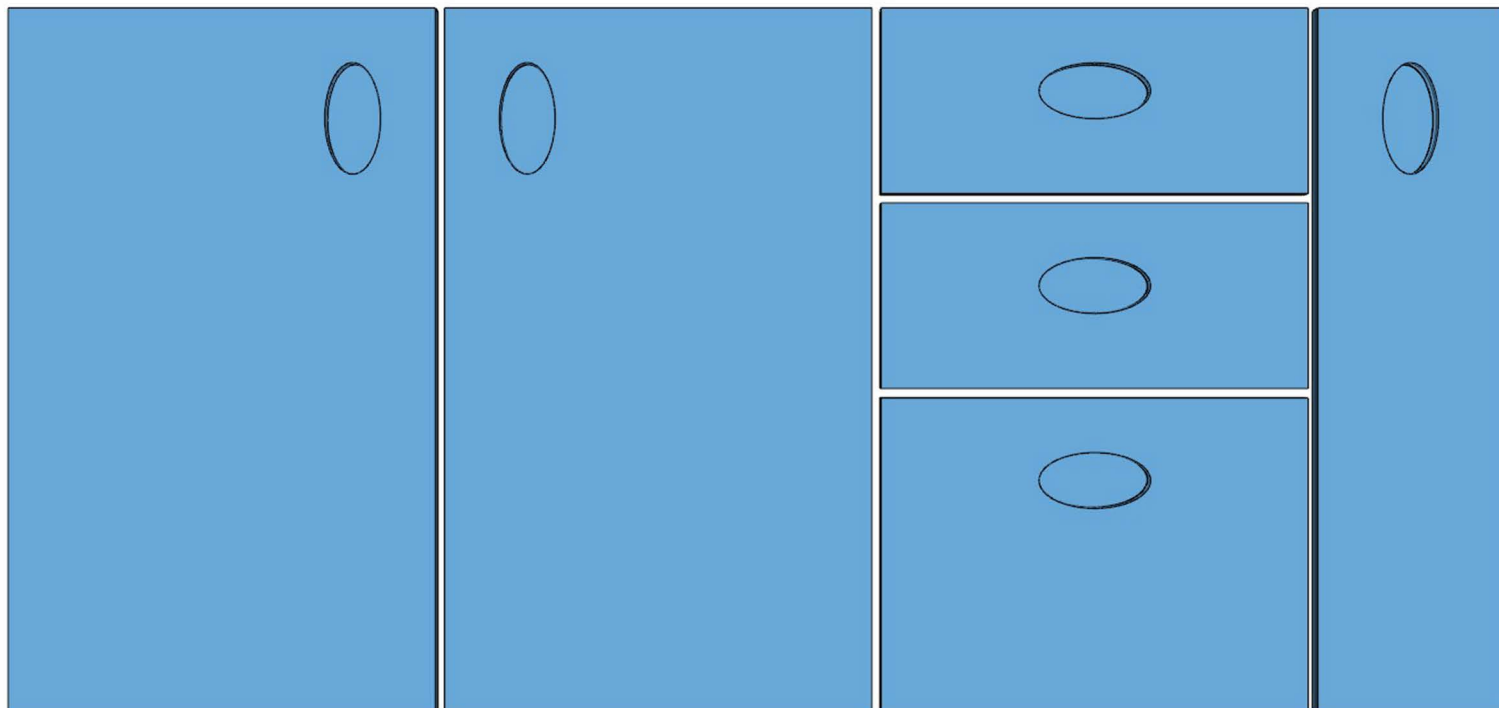
* fronturile sub 200mm pot suferii modificari de design

Colectia J

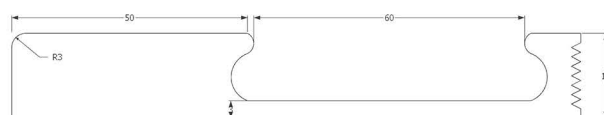

front-mdf.ro

2026 - 2027

Colectia J



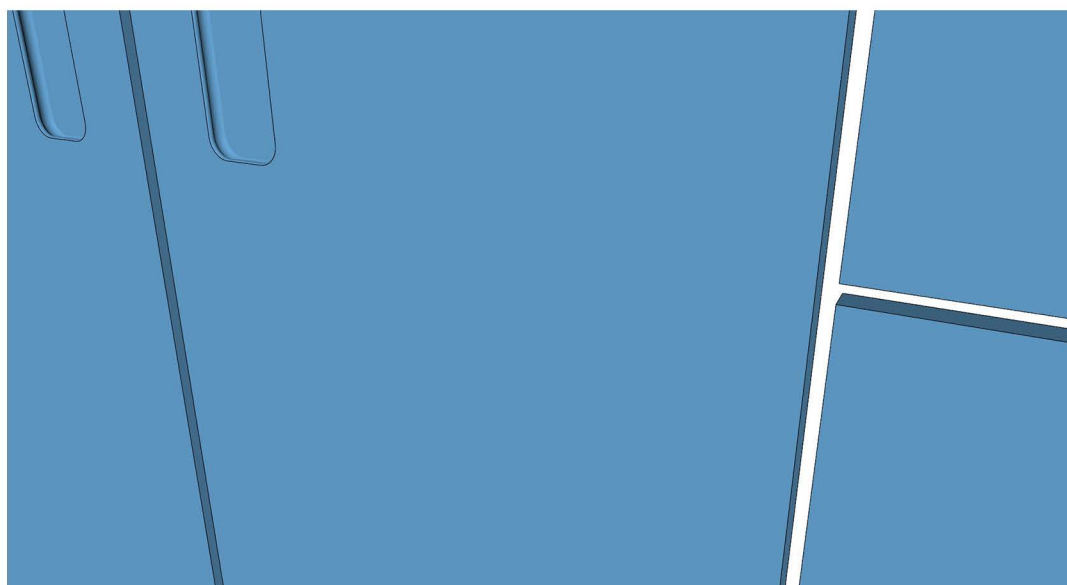
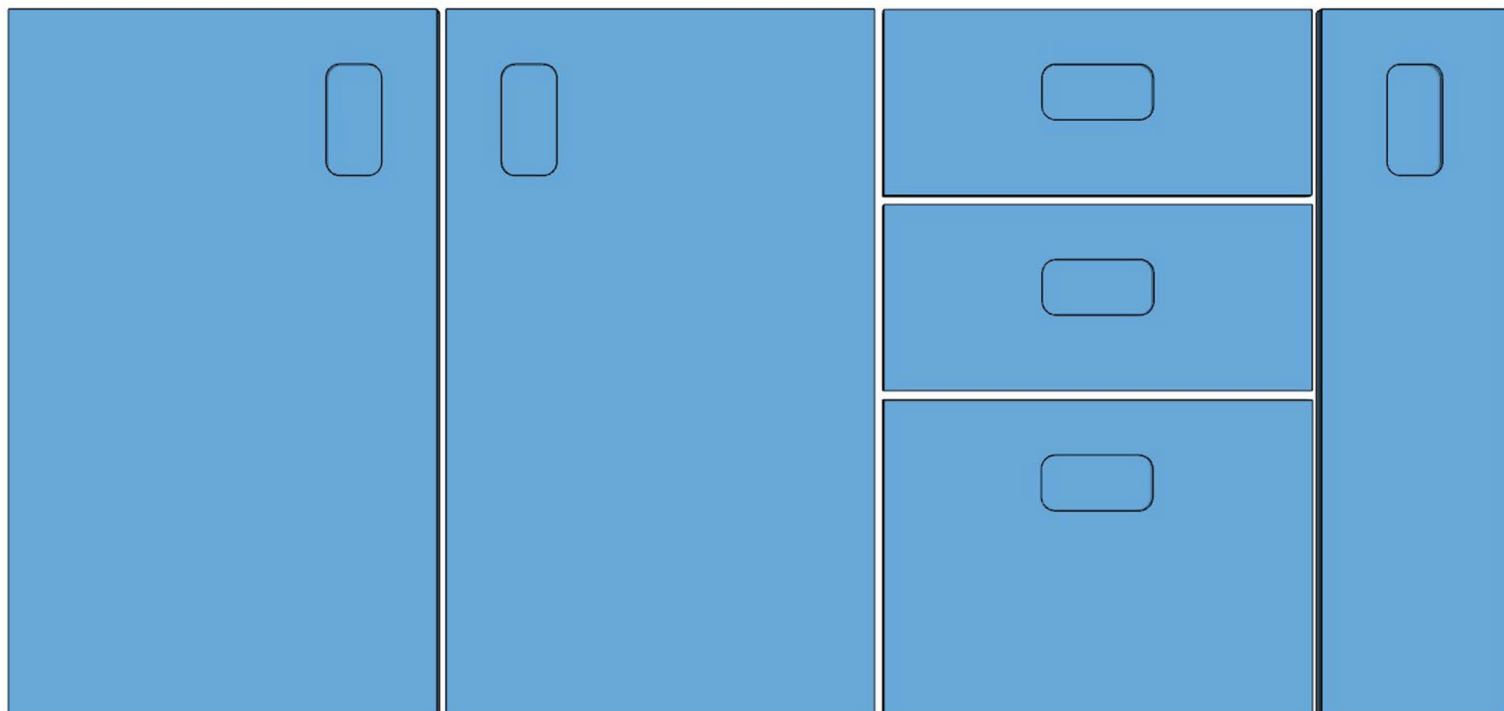
Model front
FM601



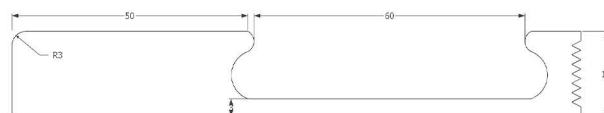
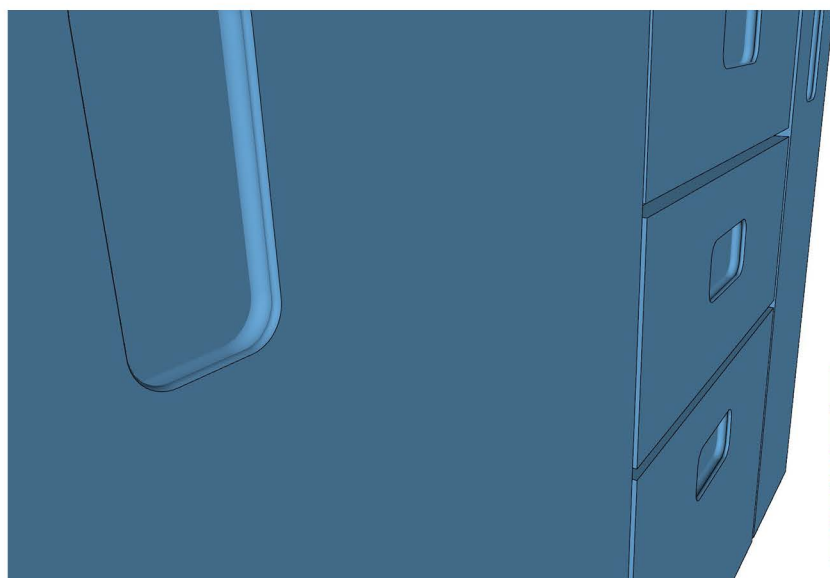
DETALII TEHNICE	INALTIME (mm)	LATIME (mm)
USA	250 - 2700	250 - 1200
SERTAR	160 * - 2700	250 - 1200
JOLLY	250 - 2700	160 * - 1200
VITRAT	250 - 2700	250 - 1200

* fronturile sub 200mm pot suferii modificari de design

Colectia J




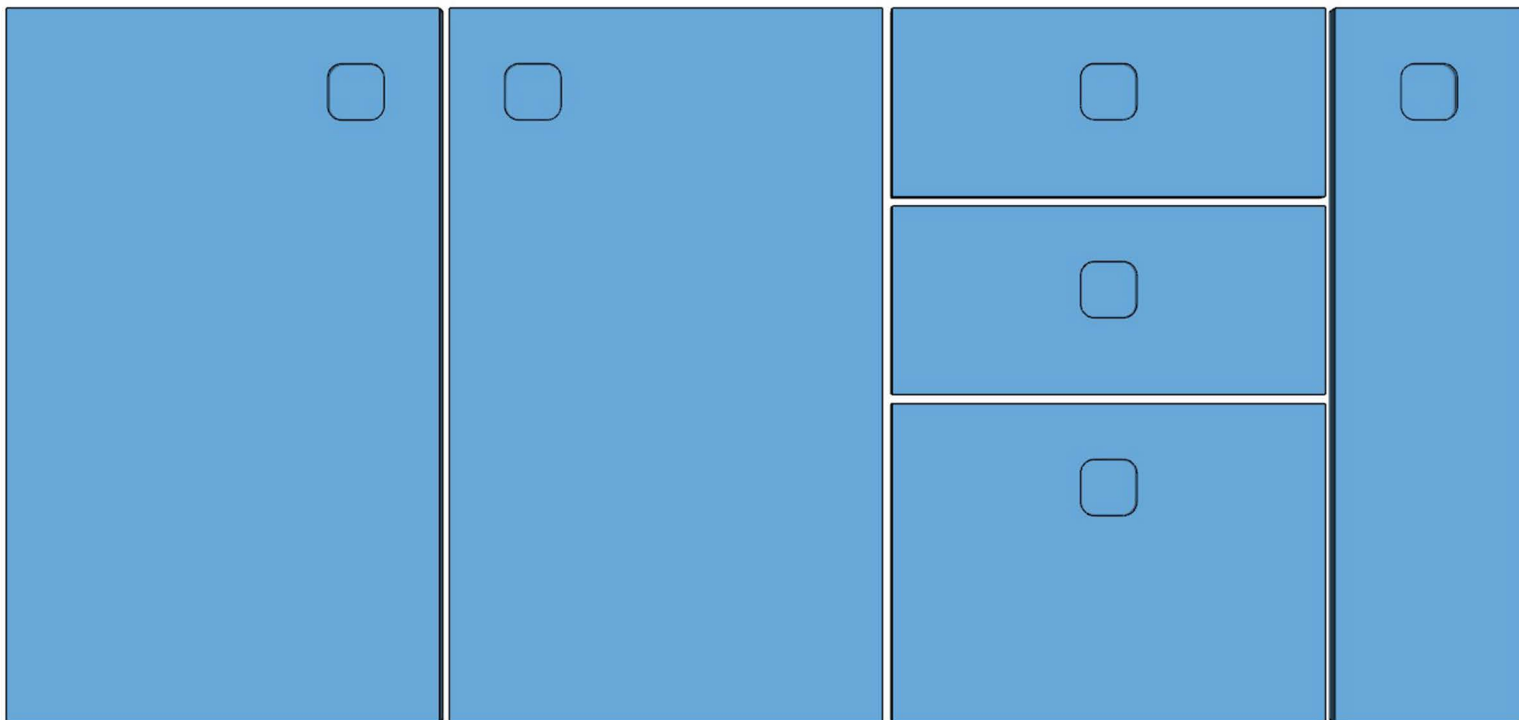
Model front
FM602



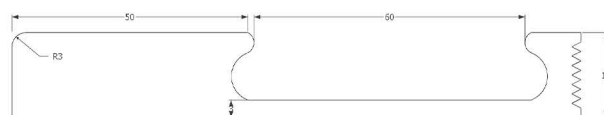
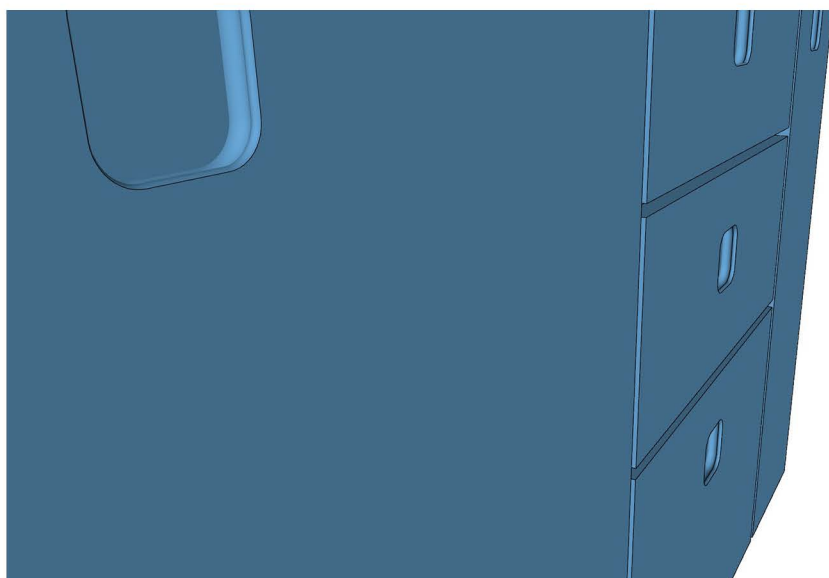
DETALII TEHNICE	INALTIME (mm)	LATIME (mm)
USA	250 - 2700	250 - 1200
SERTAR	160 * - 2700	250 - 1200
JOLLY	250 - 2700	160 * - 1200
VITRAT	250 - 2700	250 - 1200

* fronturile sub 200mm pot suferii modificari de design

Colectia J




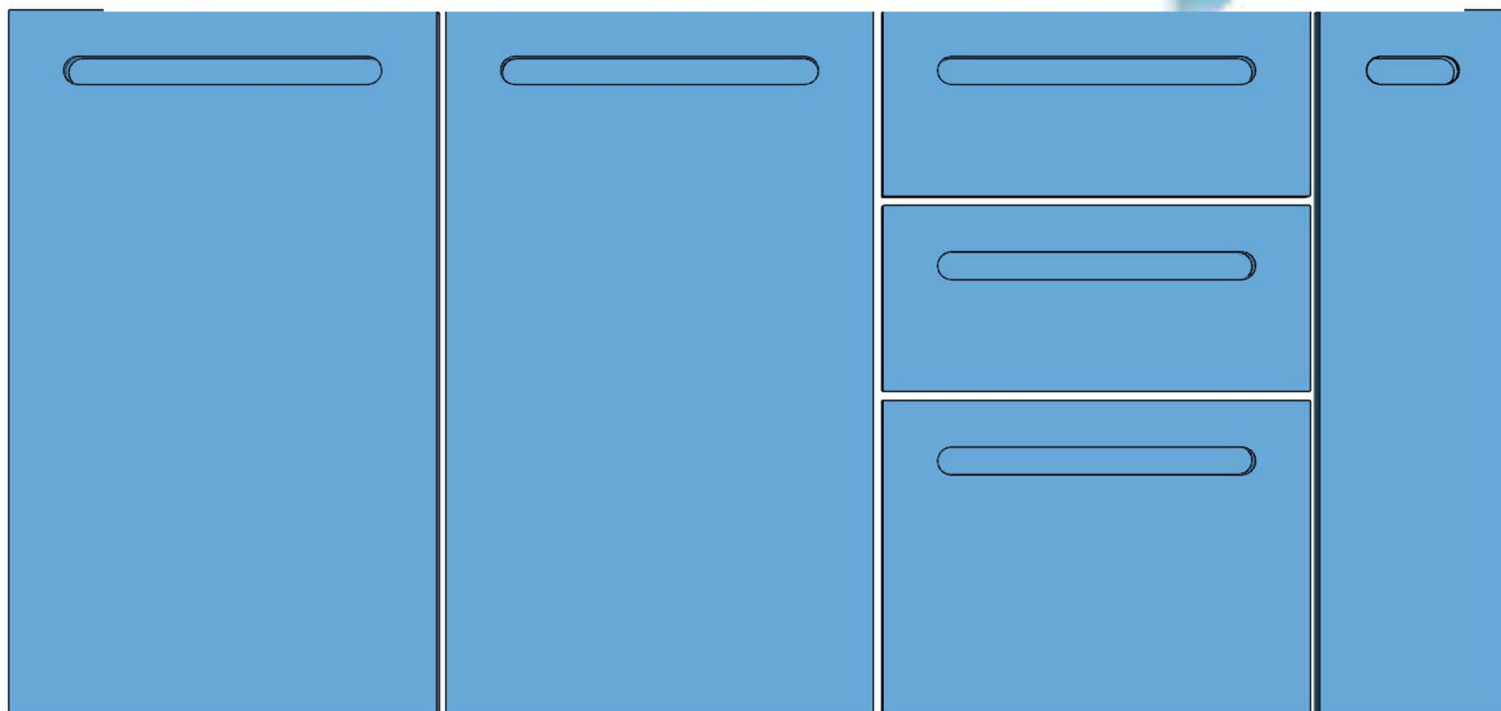
Model front
FM603



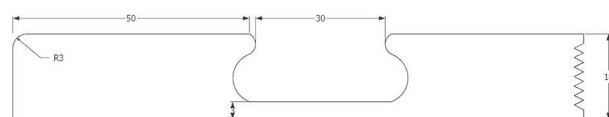

DETALII TEHNICE	INALTIME (mm)	LATIME (mm)
USA	250 - 2700	250 - 1200
SERTAR	160 * - 2700	250 - 1200
JOLLY	250 - 2700	160 * - 1200
VITRAT	250 - 2700	250 - 1200

* fronturile sub 200mm pot suferii modificari de design

Colectia J





Model front
FM604



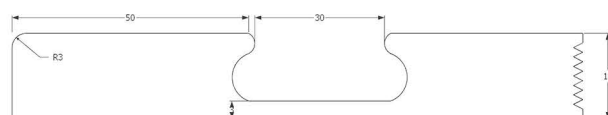
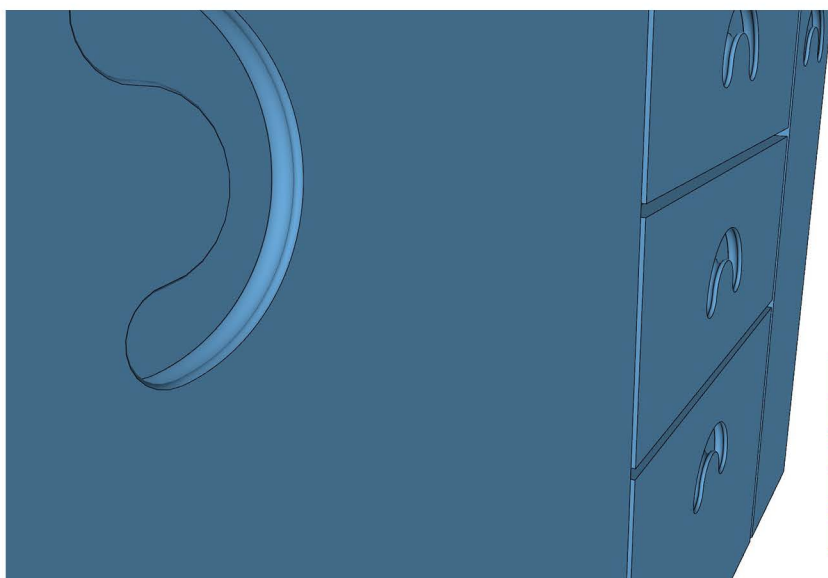
DETALII TEHNICE	INALTIME (mm)	LATIME (mm)
USA	250 - 2700	250 - 1200
SERTAR	160 * - 2700	250 - 1200
JOLLY	250 - 2700	160 * - 1200
VITRAT	250 - 2700	250 - 1200

* fronturile sub 200mm pot suferii modificari de design

Colectia J




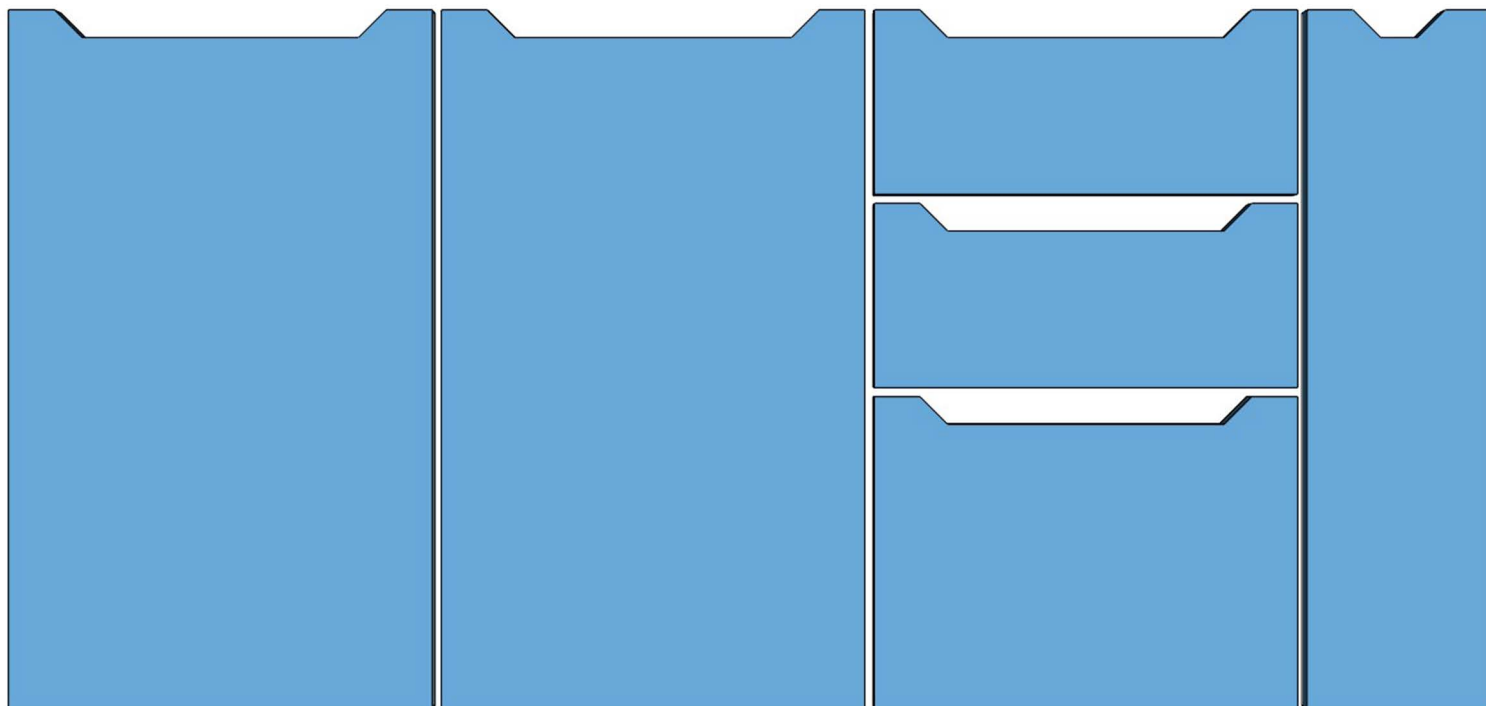
Model front
FM605




DETALII TEHNICE	INALTIME (mm)	LATIME (mm)
USA	250 - 2700	250 - 1200
SERTAR	160 * - 2700	250 - 1200
JOLLY	250 - 2700	160 * - 1200
VITRAT	250 - 2700	250 - 1200

* fronturile sub 200mm pot suferii modificari de design

Colectia J




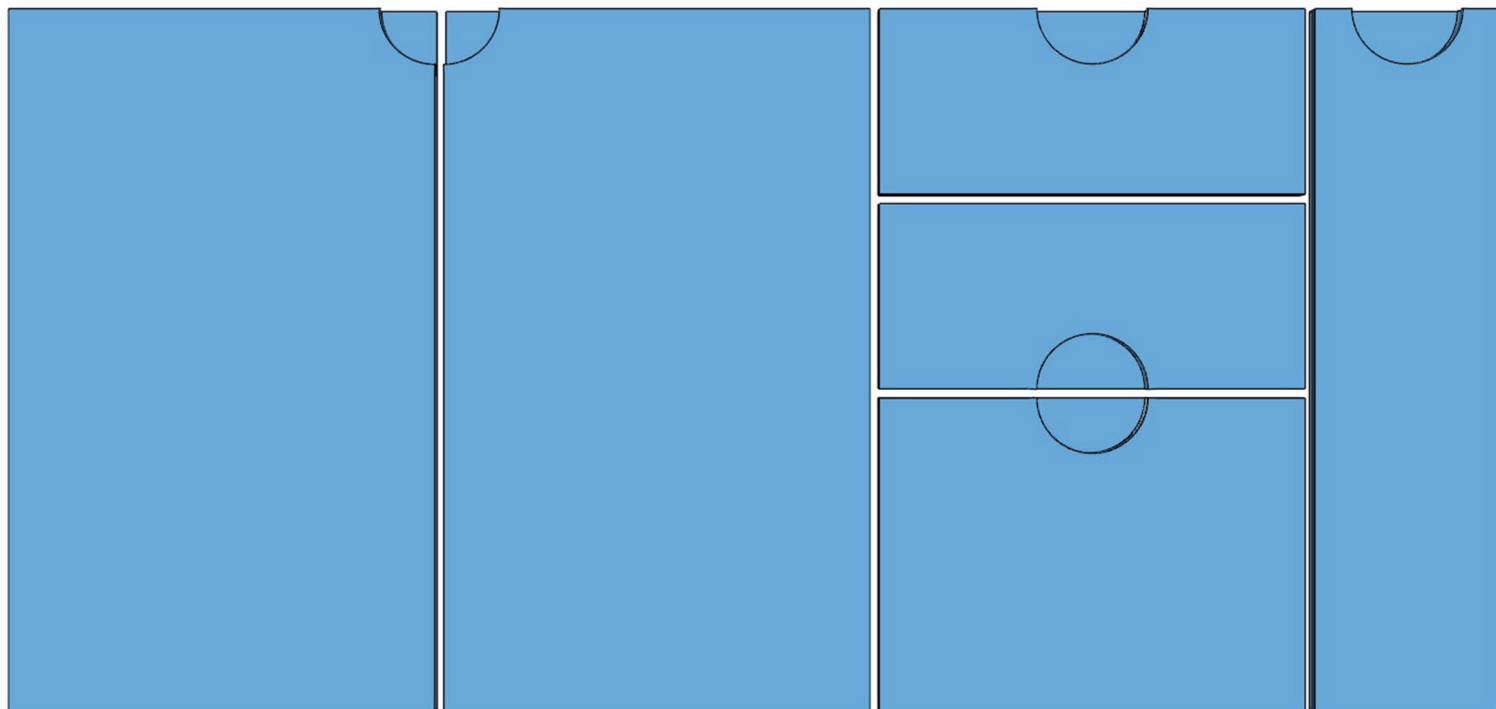
Model front
FM606



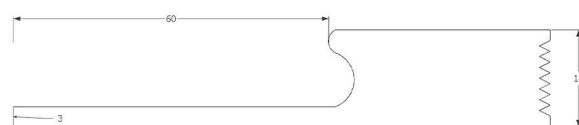
DETALII TEHNICE	INALTIME (mm)	LATIME (mm)
USA	250 - 2700	250 - 1200
SERTAR	160 * - 2700	250 - 1200
JOLLY	250 - 2700	160 * - 1200
VITRAT	250 - 2700	250 - 1200

* fronturile sub 200mm pot suferii modificari de design

Colectia J




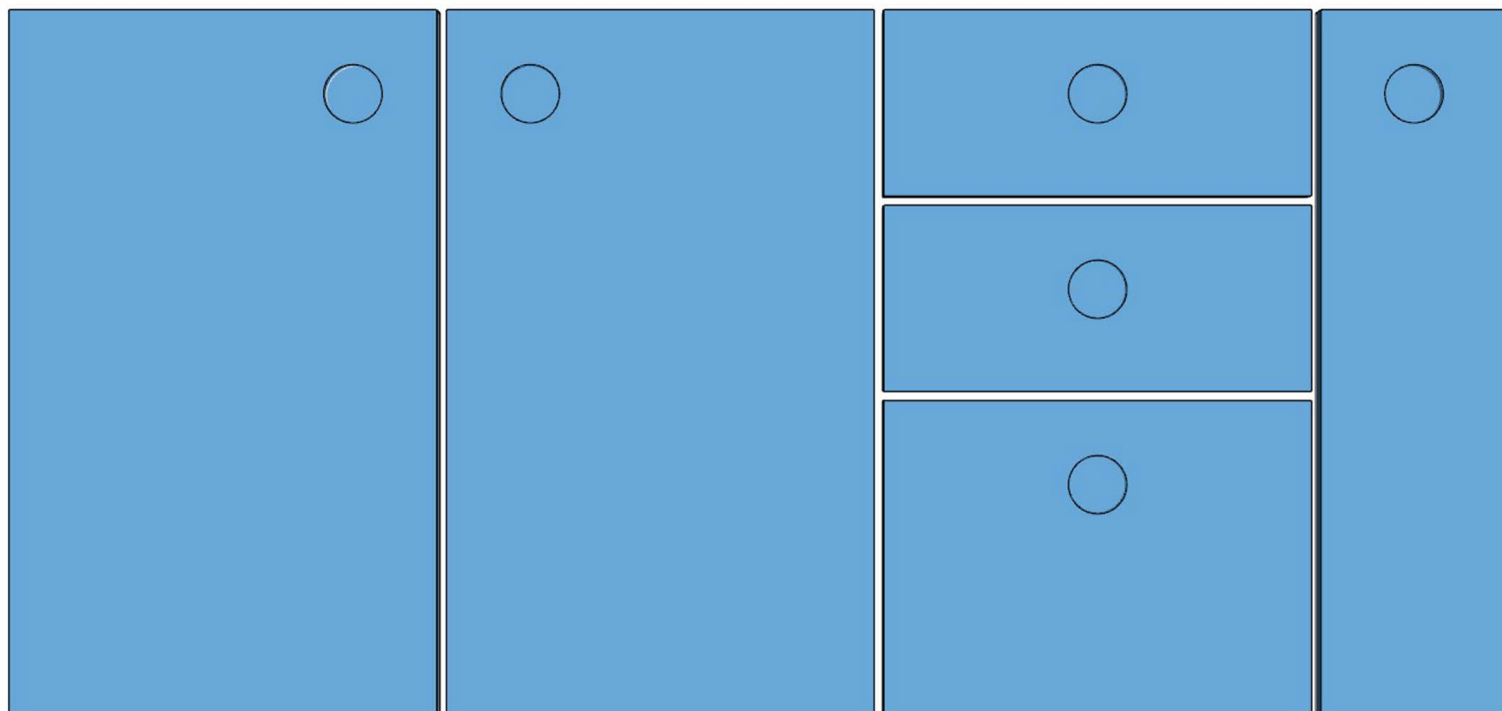
Model front
FM607



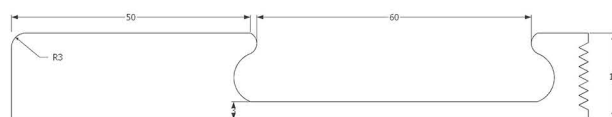

DETALII TEHNICE	INALTIME (mm)	LATIME (mm)
USA	250 - 2700	250 - 1200
SERTAR	160 * - 2700	250 - 1200
JOLLY	250 - 2700	160 * - 1200
VITRAT	250 - 2700	250 - 1200

* fronturile sub 200mm pot suferii modificari de design

Colectia J



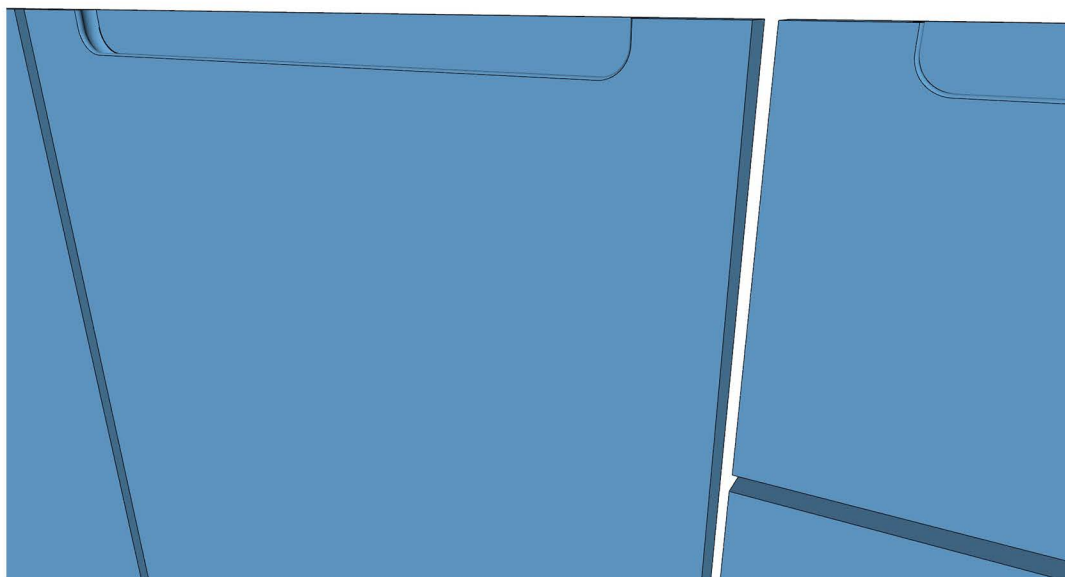
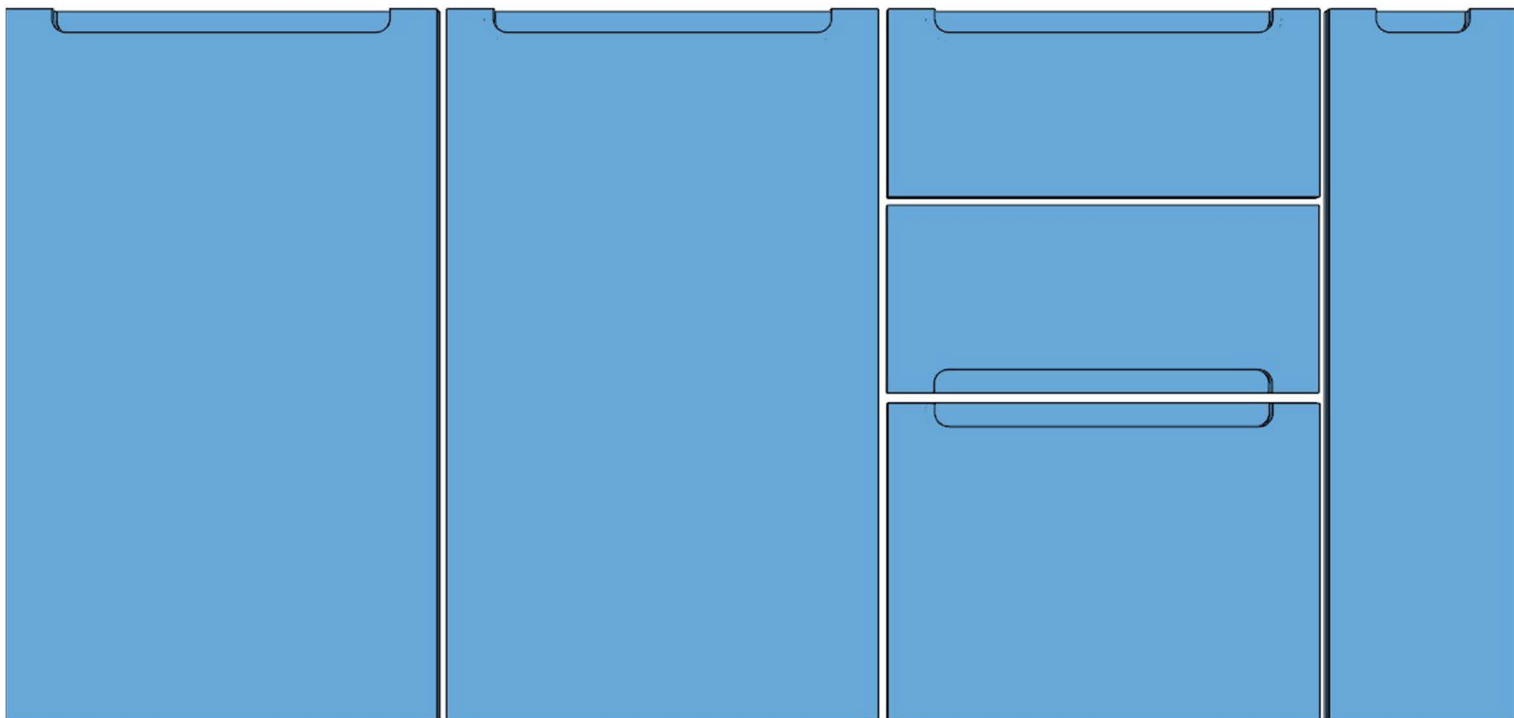
Model front
FM608



DETALII TEHNICE	INALTIME (mm)	LATIME (mm)
USA	250 - 2700	250 - 1200
SERTAR	160 * - 2700	250 - 1200
JOLLY	250 - 2700	160 * - 1200
VITRAT	250 - 2700	250 - 1200

* fronturile sub 200mm pot suferii modificari de design

Colectia J





Model front
FM609



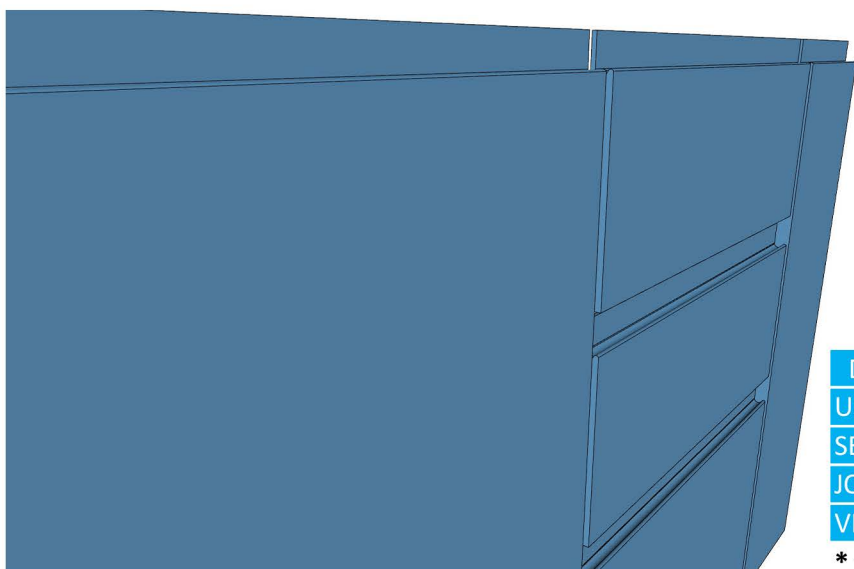
DETALII TEHNICE	INALTIME (mm)	LATIME (mm)
USA	250 - 2700	250 - 1200
SERTAR	160 * - 2700	250 - 1200
JOLLY	250 - 2700	160 * - 1200
VITRAT	250 - 2700	250 - 1200

* fronturile sub 200mm pot suferii modificari de design

Colectia J



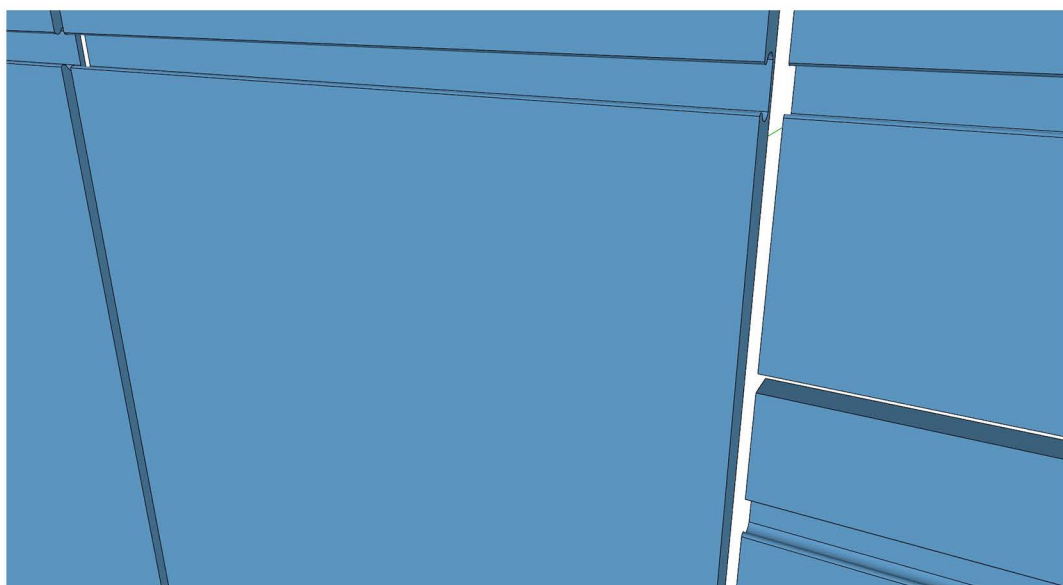
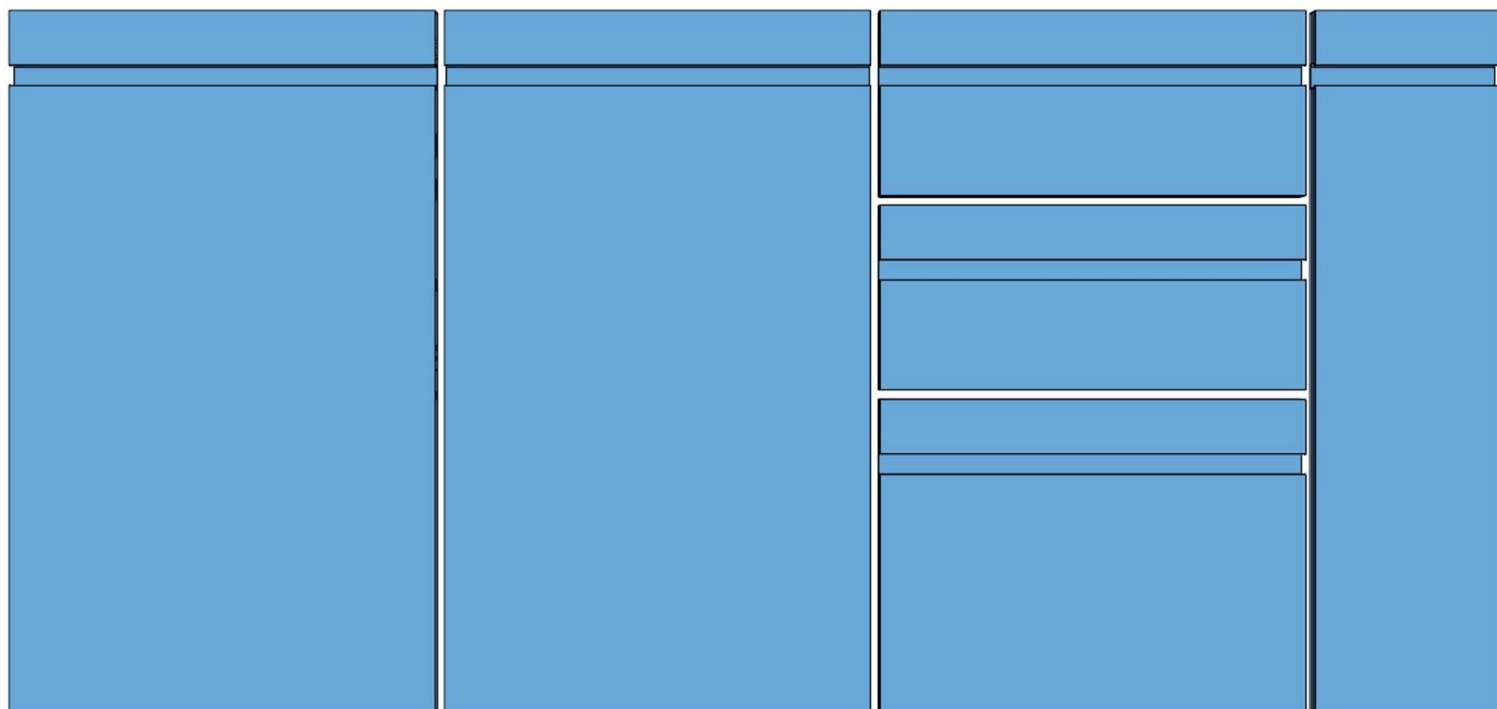
Model front
FM610



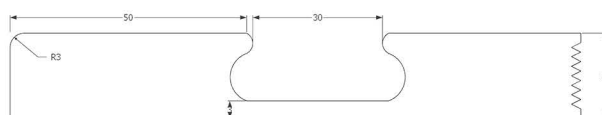

DETALII TEHNICE	INALTIME (mm)	LATIME (mm)
USA	250 - 2700	250 - 1200
SERTAR	160 * - 2700	250 - 1200
JOLLY	250 - 2700	160 * - 1200
VITRAT	250 - 2700	250 - 1200

* fronturile sub 200mm pot suferii modificari de design

Colectia J




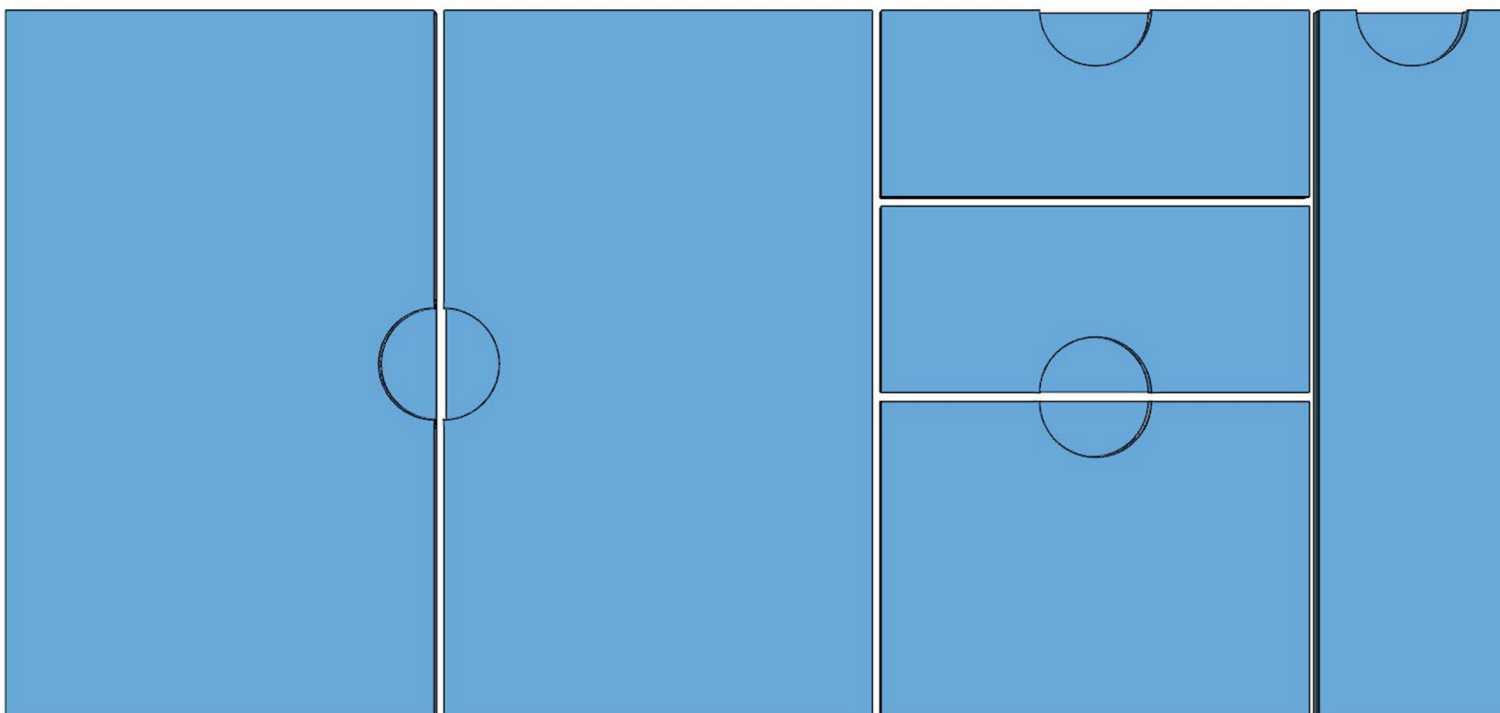
Model front
FM611



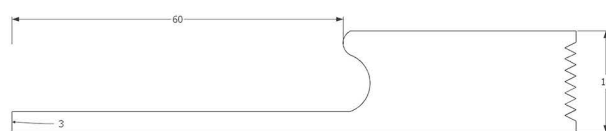
DETALII TEHNICE	INALTIME (mm)	LATIME (mm)
USA	250 - 2700	250 - 1200
SERTAR	160 * - 2700	250 - 1200
JOLLY	250 - 2700	160 * - 1200
VITRAT	250 - 2700	250 - 1200

* fronturile sub 200mm pot suferii modificari de design

Colectia J



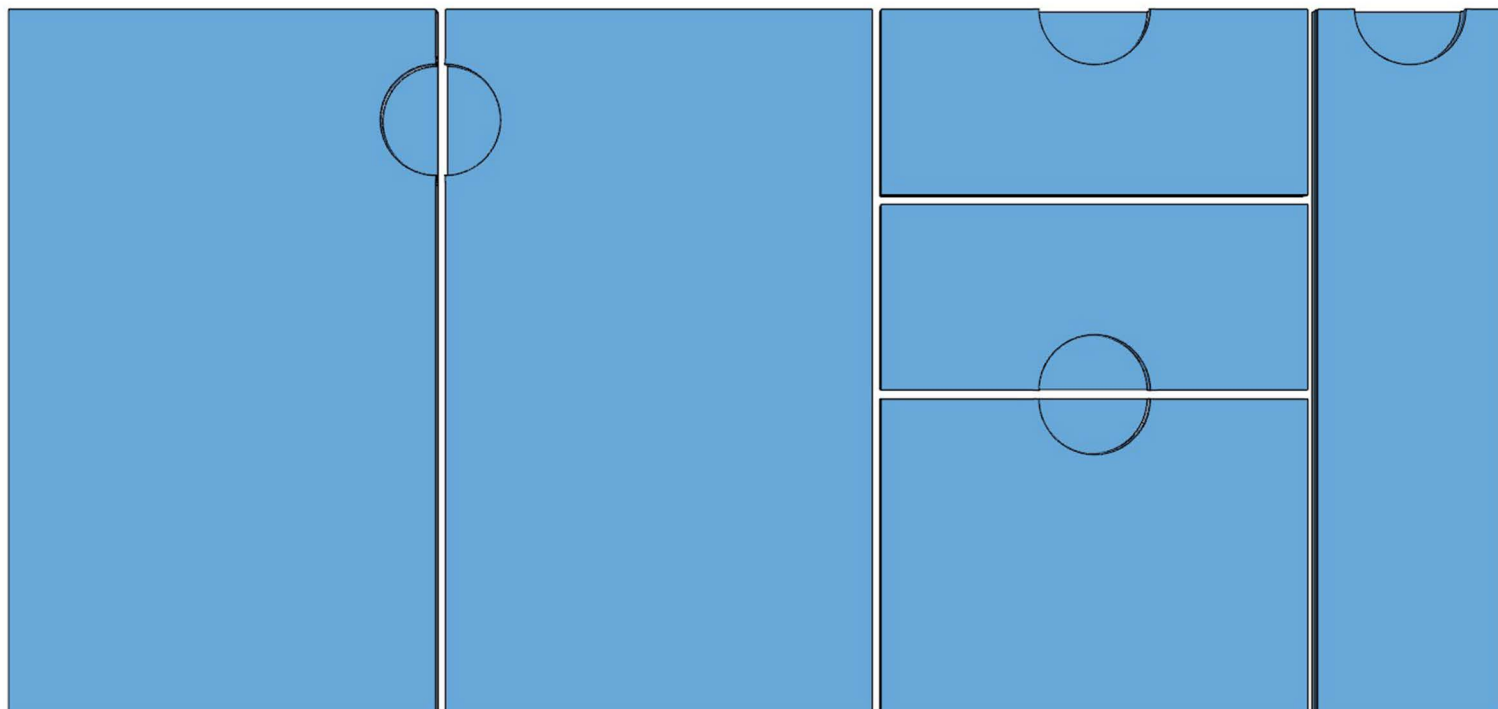
Model front
FM612



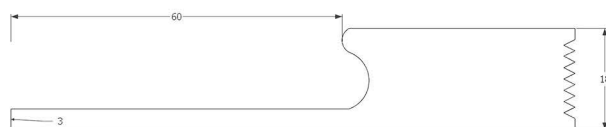
DETALII TEHNICE	INALTIME (mm)	LATIME (mm)
USA	250 - 2700	250 - 1200
SERTAR	160 * - 2700	250 - 1200
JOLLY	250 - 2700	160 * - 1200
VITRAT	250 - 2700	250 - 1200

* fronturile sub 200mm pot suferii modificari de design

Colectia J



Model front
FM613



DETALII TEHNICE	INALTIME (mm)	LATIME (mm)
USA	250 - 2700	250 - 1200
SERTAR	160 * - 2700	250 - 1200
JOLLY	250 - 2700	160 * - 1200
VITRAT	250 - 2700	250 - 1200

* fronturile sub 200mm pot suferii modificari de design

Colectia **Rame**


front-mdf.ro

2026 - 2027


Colectia Rama




Model rama
RM701




Model rama
RM702




Model rama
RM703




Model rama
RM704



Model rama
RM705




Model rama
RM706



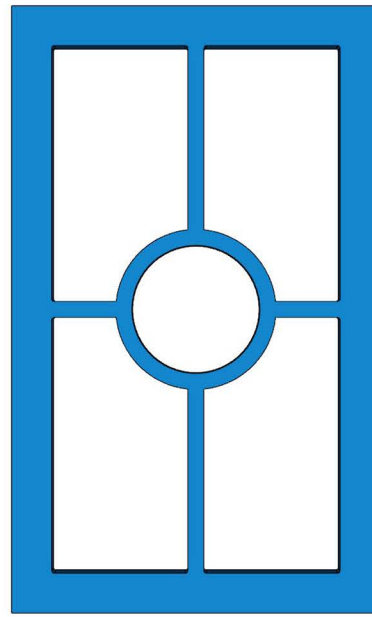
Colectia Rama




Model rama
RM707




Model rama
RM708




Model rama
RM709



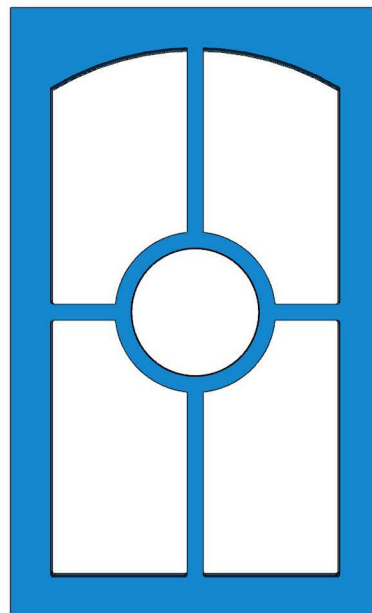
Model rama
RM710



Model rama
RM711




Model rama
RM712




Colectia Rama




Model rama
RM713



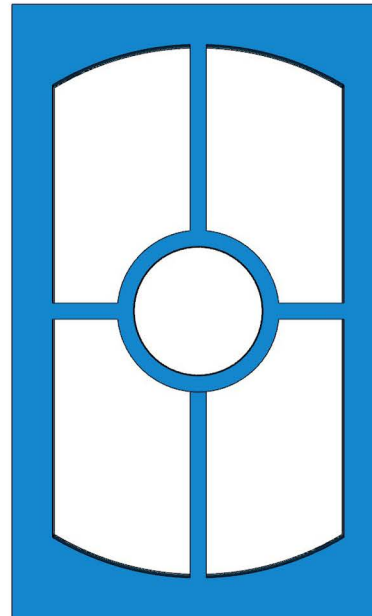
Model rama
RM714




Model rama
RM715




Model rama
RM716



Model rama
RM717




Model rama
RM718




Colectia Rama



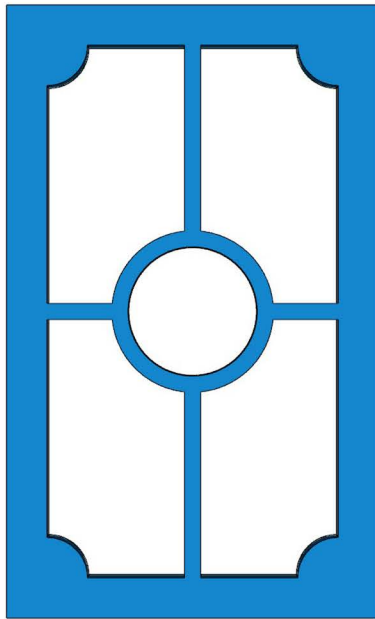
Model rama
RM719




Model rama
RM720



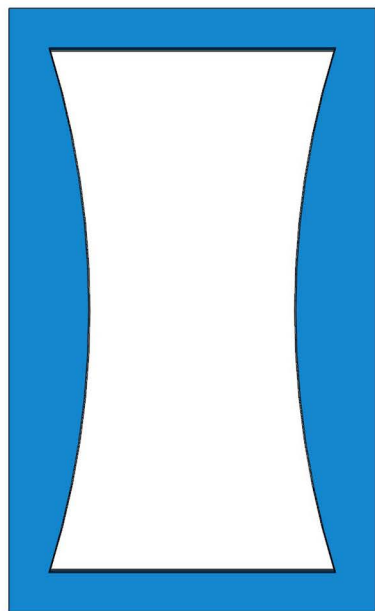
Model rama
RM721



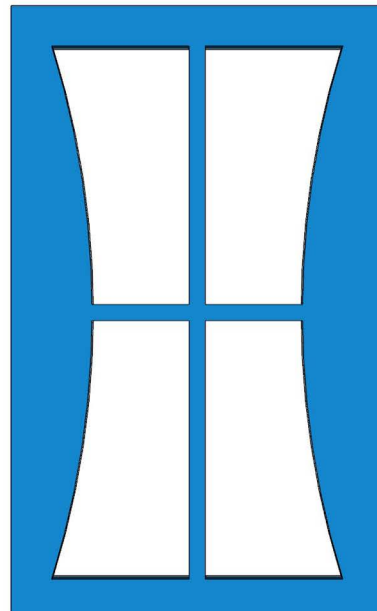
Model rama
RM722



Model rama
RM723



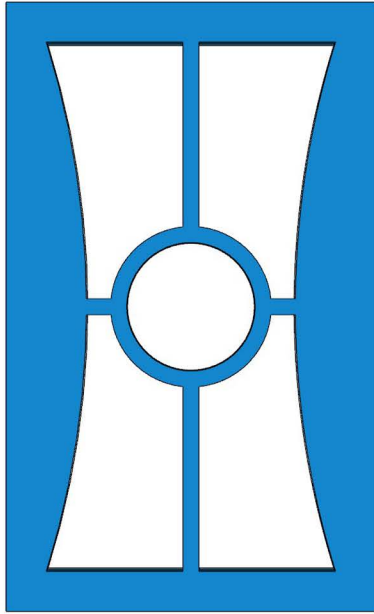
Model rama
RM724



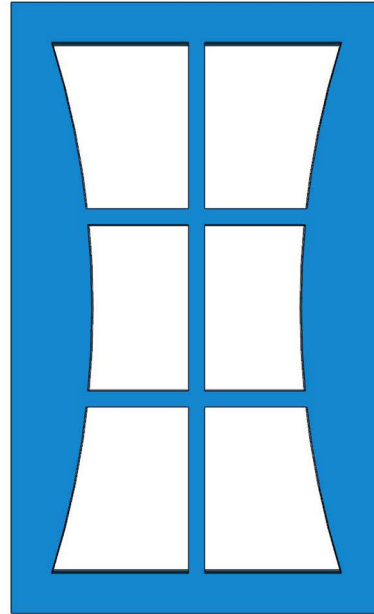
Colectia Rama



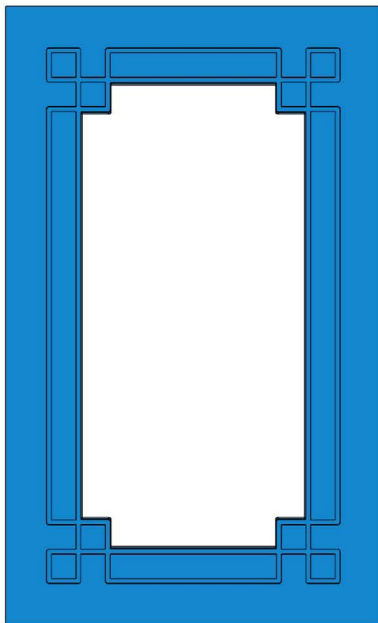
Model rama
RM725




Model rama
RM726




Model rama
RM727



Model rama
RM728



Model rama
RM729

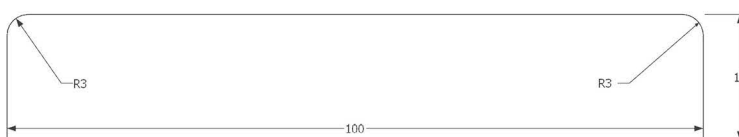



Colectia **Lezene**

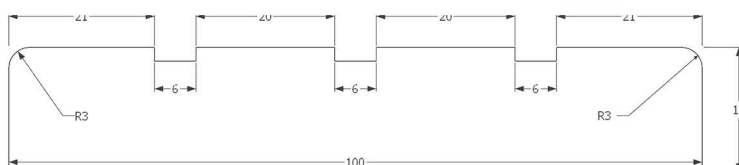


front-mdf.ro

2026 - 2027

Colectia Lezene

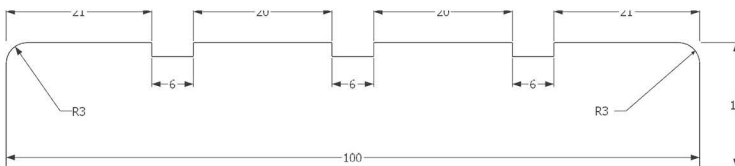




Model lezana
LM801

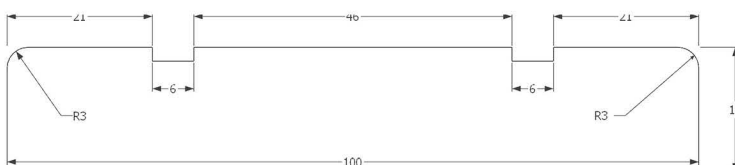



Model lezana
LM802

Colectia Lezene

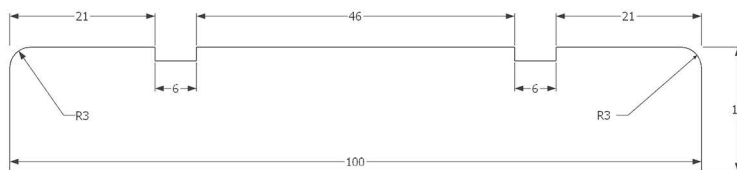




Model lezena
LM803

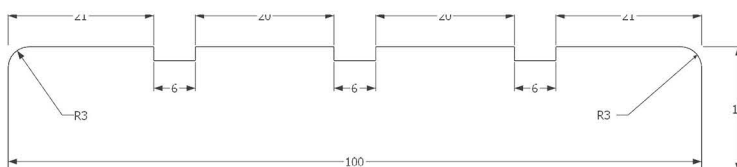




Model lezena
LM804

Colectia Lezene




Model lezana
LM805

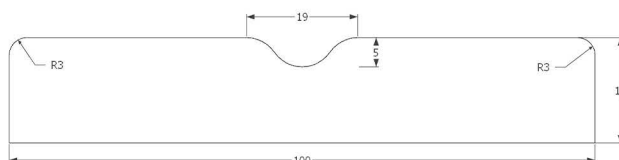



Model lezana
LM806

Colectia Lezene

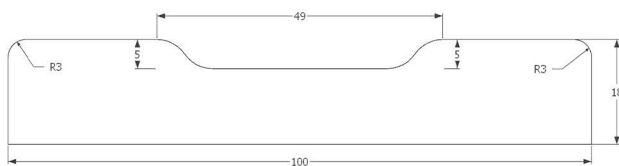




Model lezana
LM807

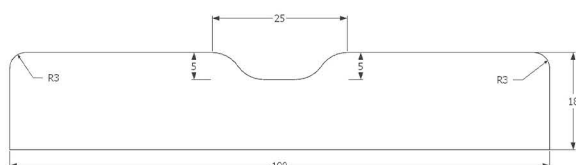




Model lezana
LM808

Colectia Lezene

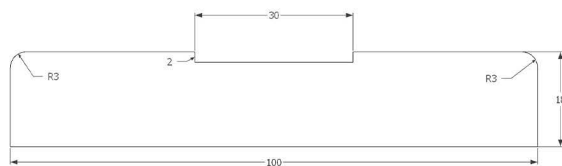




Model lezana
LM809

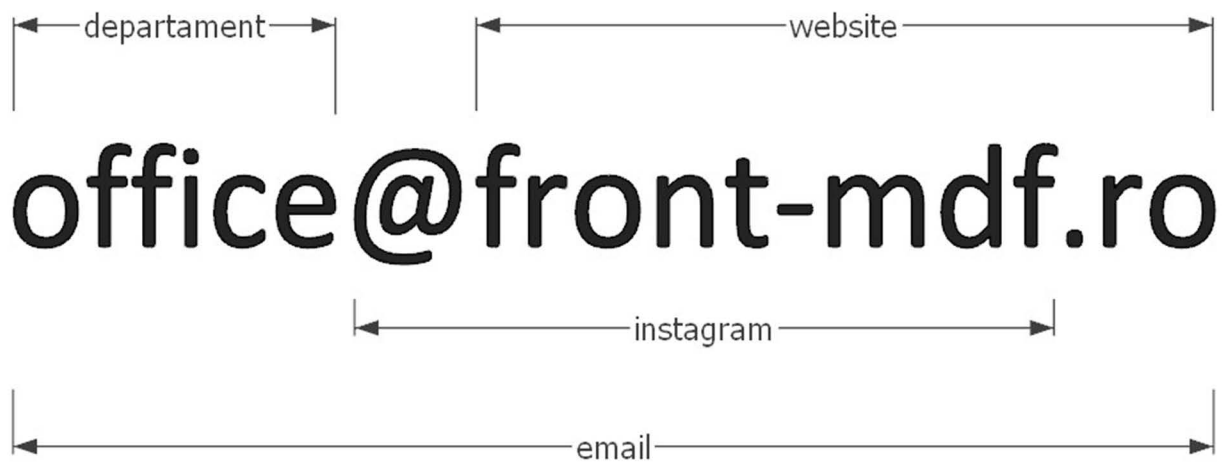


Model lezana
LM810

Colectia Lezene



Model lezena
LM811



office@front-mdf.ro